

# NACE SALARY SURVEY

---

Final starting salaries for Class of 2022 new college graduates  
Data reported by colleges and universities

SALARIES BY MAJOR p. 7

SALARIES BY REGION p. 36

SALARIES BY CARNEGIE CLASSIFICATION p. 79

**FEATURING**

Actual Starting Salaries  
For all Degree Levels

ASSOCIATE  
BACHELOR'S  
MASTER'S  
DOCTORAL





# TABLE OF CONTENTS

|   |    |
|---|----|
| About the Survey  | 2  |
| How to Read <i>Salary Survey</i>  | 3  |
| Salaries Rise Steeply for the Class of 2022                             | 4  |
| Starting Salary by Academic Major                                       | 7  |
| Associate Degrees   |    |
| Bachelor's Degrees  |    |
| Master's Degrees  |    |
| Doctoral Degrees  |    |
| Starting Salary by Region and Major/Bachelor's Degrees                  | 36 |
| Starting Salary by Carnegie Classification and Major/Bachelor's Degrees | 79 |
| Appendix  | 88 |

## RESEARCH STAFF

**Director of Research and Public Policy**—Mary Gatta, Ph.D.  
**Associate Director of Research and Public Policy**—Joshua Kahn, Ph.D.  
**Senior Research Manager**—Andrea J. Koncz  
**Researcher**—Angelena Galbraith  
**Researcher**—Mabel Sabogal, Ph.D.  
**Research Coordinator**—Anna Longenberger  
**Research Consultant**—Edwin W. Koc

# ABOUT THE SURVEY

The Summer 2023 *Salary Survey* report provides actual starting salaries (not projections) for the college Class of 2022 and serves as the final salary report for the Class of 2022.

The figures reported are for base salaries only and do not include bonuses, commissions, fringe benefits, or overtime rates. The report provides the detailed salaries by academic major at the associate, bachelor's, master's, and doctoral degree levels, along with breakouts by both geographic region and Carnegie Classification at the bachelor's degree level based upon the participating institutions. Data were gathered from Class of 2022 graduates through December 31, 2022, and reported to NACE through May 25, 2023.

The salary data presented here were reported to NACE through its national Class of 2022 First-Destination Survey by approximately 346 colleges and universities nationwide, and represent data for almost 828,516 graduates at the associate, bachelor's, master's, and doctoral degree levels. Most of the analysis provided here, however, focuses on the data provided for more than 90,700 bachelor's degree graduates. Of those schools providing salary information, 264 provided salary data by specific program or major; this report contains average salaries for 46 majors at the associate degree level, 266 majors at the bachelor's degree level, 211 majors at the master's degree level, and 99 majors at the doctoral degree level. A list of those institutions providing salary data by program or major can be found in the appendix of this report.

*Salary Survey* (ISSN 1520-8648) is available to individuals holding membership in the National Association of Colleges and Employers; it is also available on a subscription basis. The *Salary Survey* report is published two times a year—winter and summer—by the National Association of Colleges and Employers, 1 E. Broad St., Ste. 130 – 1005, Bethlehem, PA 18018-5934. For more information, see [www.naceweb.org/store/subscription/salary-survey/](http://www.naceweb.org/store/subscription/salary-survey/) or contact NACE at 610.868.1421.

# HOW TO READ *SALARY SURVEY*

## **ASSOCIATE/BACHELOR'S/MASTER'S/DOCTORAL**

### **STARTING SALARY BY ACADEMIC MAJOR | PAGE 7**

In this section, you will find the average starting salary according to the major field of study. Only majors with four or more reported salaries are shown. Refer to this section when you want to know the starting salary for a graduate holding a particular degree in a specific discipline, such as a bachelor's degree in accounting or a master's degree in business administration.

## **BACHELOR'S**

### **STARTING SALARY BY REGION AND MAJOR | PAGE 36**

In this section, you will find the average starting salary according to the major field of study within eight geographic regions (New England, Mideast, Great Lakes, Plains, Southeast, Southwest, Rocky Mountain, and Far West). The regional data are based upon the locations of the participating institutions that supplied information for the reported majors within each region. Only majors with five or more reported salaries are shown. Refer to this section when you want to know the starting salary for a graduate holding a bachelor's degree in a specific discipline in a regional location, such as mechanical engineering majors who attended schools in New England.

### **STARTING SALARY BY CARNEGIE CLASSIFICATION AND MAJOR | PAGE 79**

This section shows data according to the broad categories of majors (e.g., business, engineering) within eight different Carnegie Classifications. Note: The Carnegie Classification of Institutions of Higher Education is a framework for classifying colleges and universities in the United States. The framework primarily serves educational and research purposes, where it is often important to identify groups of roughly comparable institutions. Only broad categories with five or more reported salaries are shown. Refer to this section when you want to know the starting salary for a graduate holding a bachelor's degree in a field of study at a particular type of institution, such as engineering graduates who attended schools classified as Doctoral Universities: Very High Research Activity.

# SALARIES RISE STEEPLY FOR THE CLASS OF 2022

## BACHELOR'S DEGREES

The overall average starting salary for Class of 2022 graduates is up 7.4%, climbing to \$60,028 from \$55,911 for the Class of 2021. This notable increase comes on the heels of the overall average salary for Class of 2021 graduates inching up just 1.2% as the job market was still experiencing the effects of the pandemic. The jump for the Class of 2022 can be attributed to the large increase in new college graduate hiring—and the competition for this talent—as NACE employers participating in the Job Outlook 2022 Spring Update survey planned a robust hiring increase of 31.6%.

Although the overall salary grew for the Class of 2022, the five highest-paid categories of majors remain in the same order as they were for the Class of 2021, with computer and information sciences topping the list at an overall average starting salary of \$86,964. However, following suit with the overall average, the average for computer and information sciences majors is now up more than 7%, after last year's average (\$81,202) was less than 1% higher than the previous year. (See Figure 1.)

While Class of 2021 engineering graduates saw basically no change in average starting salaries (-0.8%), their Class of 2022 counterparts enjoy a healthy increase of almost 7%, bumping up their average salary from \$71,516 to \$76,249.

The increases in average starting salary for Class of 2022 math and statistics (10.5% to \$76,186), business (8.4% to \$61,970), and health professions (8.7% to \$58,849) majors are even greater. The increases for these majors ranged from 1.4% to 2.9% for Class of 2021 graduates.

**FIGURE 1: TOP-PAID CATEGORIES OF MAJORS AMONG CLASS OF 2022 BACHELOR'S DEGREE GRADUATES**

| BROAD CATEGORY                        | AVERAGE STARTING SALARY CLASS OF 2022 | AVERAGE STARTING SALARY CLASS OF 2021 | % CHANGE |
|---------------------------------------|---------------------------------------|---------------------------------------|----------|
| Computer & Information Sciences       | \$86,964                              | \$81,202                              | 7.1%     |
| Engineering                           | \$76,249                              | \$71,516                              | 6.6%     |
| Mathematics & Statistics              | \$76,186                              | \$68,929                              | 10.5%    |
| Business                              | \$61,970                              | \$57,186                              | 8.4%     |
| Health Professions & Related Programs | \$58,849                              | \$54,133                              | 8.7%     |

Six of the 10 highest-paid individual bachelor's degree majors for the Class of 2022 appeared on the same list last year, but in most cases, their average starting salaries are significantly higher this year. (See Figure 2.)

Among these top-paid majors, petroleum engineering (14.4% to \$86,830), systems engineering (13.7% to \$79,773), applied mathematics (12.0% to \$77,359), electrical and computer engineering (11.8% to \$97,940, the highest salary on this list), and computer science (10.6% to \$95,456) all have increases to their average starting salary that exceed 10%, underscoring the strength of starting salaries for the Class of 2022.

**FIGURE 2: TOP-PAID INDIVIDUAL MAJORS AMONG CLASS OF 2022 BACHELOR'S DEGREE GRADUATES**

| MAJOR   | AVERAGE STARTING SALARY CLASS OF 2022 | AVERAGE STARTING SALARY CLASS OF 2021 | % CHANGE |
|---|---------------------------------------|---------------------------------------|----------|
| Electrical & Computer Engineering                       | \$97,940                              | \$87,610                              | 11.8%    |
| Computer Science  | \$95,456                              | \$86,281                              | 10.6%    |
| Computer Engineering                                    | \$90,255                              | \$88,158                              | 2.4%     |
| Petroleum Engineering                                   | \$86,830                              | \$75,917                              | 14.4%    |
| Computer & Information Science                          | \$83,399                              | \$79,267                              | 5.2%     |
| Statistics  | \$81,595                              | \$75,457                              | 8.1%     |
| Electrical, Electronics, and Communications Engineering | \$81,077                              | \$78,148                              | 3.7%     |
| Systems Engineering                                     | \$79,773                              | \$70,173                              | 13.7%    |
| Pharmacy, Pharmaceutical Sciences, & Administration     | \$77,458                              | \$73,843                              | 4.9%     |
| Applied Mathematics                                     | \$77,359                              | \$69,081                              | 12.0%    |

**MASTER'S DEGREES**

Like Class of 2022 bachelor's degree graduates, master's degree graduates from this class have average starting salaries that are substantially higher than those for the Class of 2021. In examining the top-paid master's degree categories of majors, STEM and business disciplines dominate the list. (See Figure 3.)

Computer and information sciences graduates are the highest paid with an overall average starting salary of \$105,894, up 3% over last year's average. Engineering (5.5% to \$98,036) and engineering technologies (7.5% to \$90,607) graduates also have average starting salaries that have risen.

Class of 2022 business majors who earned master's degrees show the highest bump in average starting salaries, as their overall average rose 12% to \$87,976. Driving this increase in salaries is the average salary for M.B.A. graduates, which is up by 12.4%.

The average starting salary for math and statistics master's degree graduates (\$83,444) is 6.5% higher, a sizable improvement from the 3% decrease for these majors from the Class of 2021.

**FIGURE 3: TOP-PAID CATEGORIES OF MAJORS AMONG CLASS OF 2022 MASTER'S DEGREE GRADUATES**

| BROAD CATEGORY                  | AVERAGE STARTING SALARY CLASS OF 2022 | AVERAGE STARTING SALARY CLASS OF 2021 | % CHANGE |
|---------------------------------|---------------------------------------|---------------------------------------|----------|
| Computer & Information Sciences | \$105,894                             | \$102,782                             | 3.0%     |
| Engineering                     | \$98,036                              | \$92,889                              | 5.5%     |
| Engineering Technologies        | \$90,607                              | \$84,292                              | 7.5%     |
| Business                        | \$87,976                              | \$78,545                              | 12.0%    |
| Mathematics & Statistics        | \$83,444                              | \$78,370                              | 6.5%     |

Average starting salaries have increased across the board for the top-paid individual majors at the master's degree level, with some increases in the double-digits. (See Figure 4.)

General business majors at the master's degree level did not appear on last year's top-paid list, but their 34.6% increase in average starting salary to \$110,700 puts them fourth on this year's list.

Other master's degree majors with increases that top 10% include computer software and media applications (20.3% to \$107,025), systems engineering (13.9% to \$109,926), and M.B.A. (12.4% to \$95,198).

With an average starting salary of \$122,903, computer engineering majors are the top-paid major at the master's level. The salary reflects an 8.1% increase over the average for the Class of 2021.

#### FIGURE 4: TOP-PAID INDIVIDUAL MAJORS AMONG CLASS OF 2022 MASTER'S DEGREE GRADUATES

| MAJOR   | AVERAGE STARTING SALARY CLASS OF 2022 | AVERAGE STARTING SALARY CLASS OF 2021 | % CHANGE |
|---|---------------------------------------|---------------------------------------|----------|
| Computer Engineering  | \$122,903                             | \$113,711                             | 8.1%     |
| Computer Science  | \$117,591                             | \$111,165                             | 5.8%     |
| Computer & Information Science                                | \$110,731                             | \$109,191                             | 1.4%     |
| Business, General   | \$110,700                             | \$82,253                              | 34.6%    |
| Systems Engineering   | \$109,926                             | \$96,504                              | 13.9%    |
| Computer Software and Media Applications                      | \$107,025                             | \$88,985                              | 20.3%    |
| Management Information Systems                                | \$100,468                             | \$92,176                              | 9.0%     |
| Electrical, Electronics, and Communications Engineering       | \$100,291                             | \$97,808                              | 2.5%     |
| Computer/Information Technology Administration and Management | \$97,675                              | \$91,548                              | 6.7%     |
| M.B.A.  | \$95,198                              | \$84,696                              | 12.4%    |

NACE will publish the Winter 2024 *Salary Survey* report in January 2024. It will show starting salary projections from NACE employers for the Class of 2024. Employer hiring projections for the Class of 2024 will be provided in late November 2023 in NACE's *Job Outlook 2024* report.



# **STARTING SALARY BY ACADEMIC MAJOR**

## STARTING SALARY BY ACADEMIC MAJOR – ASSOCIATE

### AVERAGE SALARIES BY DISCIPLINE/ASSOCIATE DEGREES

| BROAD CATEGORY  | # OF SALARIES | MEAN     | 25TH PERCENTILE | MEDIAN   | 75TH PERCENTILE |
|---|---------------|----------|-----------------|----------|-----------------|
| Agriculture   | 29            | \$34,233 | \$27,480        | \$32,240 | \$37,560        |
| Computer and Information Sciences and Support Services                            | 191           | \$50,888 | \$51,427        | \$51,427 | \$51,427        |
| Personal and Culinary Services  | 8             | \$48,310 | \$35,159        | \$56,200 | \$56,200        |
| Education   | 53            | \$34,029 | \$33,365        | \$33,365 | \$33,530        |
| Engineering   | 6             | \$51,219 | \$51,438        | \$51,438 | \$51,500        |
| Engineering Technologies  | 58            | \$51,807 | \$42,747        | \$46,575 | \$68,250        |
| Legal Studies   | 36            | \$38,740 | \$40,802        | \$40,802 | \$40,802        |
| Liberal Arts and Sciences, General Studies, and Humanities                        | 47            | \$39,821 | \$35,000        | \$36,477 | \$48,756        |
| Multi/Interdisciplinary Studies   | 25            | \$53,586 | \$55,794        | \$55,794 | \$55,794        |
| Psychology  | 7             | \$39,116 | \$37,222        | \$39,874 | \$39,874        |
| Homeland Security, Law Enforcement, Firefighting, and Related Protective Services | 238           | \$48,159 | \$46,415        | \$46,415 | \$46,415        |
| Public Administration and Social Service Professions                              | 28            | \$35,963 | \$36,107        | \$36,107 | \$36,107        |
| Social Sciences   | 56            | \$41,787 | \$41,638        | \$41,638 | \$41,638        |
| Construction Trades   | 9             | \$52,169 | \$52,190        | \$52,190 | \$52,190        |
| Mechanic and Repair Technologies  | 54            | \$51,703 | \$48,867        | \$52,283 | \$56,379        |
| Transportation and Materials Moving   | 64            | \$76,636 | \$77,520        | \$77,520 | \$77,520        |
| Visual and Performing Arts  | 8             | \$55,655 | \$53,432        | \$61,000 | \$61,000        |
| Health Professions and Related Programs   | 588           | \$47,071 | \$40,105        | \$44,452 | \$54,006        |
| Business, Management, Marketing, and Related Support Services                     | 493           | \$52,668 | \$48,662        | \$48,662 | \$58,959        |

## STARTING SALARY BY ACADEMIC MAJOR – ASSOCIATE

### ASSOCIATE DEGREES/STARTING SALARY BY ACADEMIC MAJOR

| ACADEMIC MAJOR   | # OF SALARIES | MEAN            | 25TH PERCENTILE | MEDIAN          | 75TH PERCENTILE |
|--|---------------|-----------------|-----------------|-----------------|-----------------|
| <b>AGRICULTURE</b>   | <b>29</b>     | <b>\$34,233</b> | <b>\$27,480</b> | <b>\$32,240</b> | <b>\$37,560</b> |
| Agricultural Business and Management   | 4             | \$43,300        | \$41,067        | \$41,067        | \$45,533        |
| Agricultural Mechanization   | 4             | \$37,560        | \$37,560        | \$37,560        | \$37,560        |
| Agricultural Production Operations   | 4             | \$28,925        | \$27,604        | \$30,247        | \$30,247        |
| Applied Horticulture   | 6             | \$33,969        | \$31,720        | \$32,240        | \$35,360        |
| Animal Sciences  | 4             | \$23,100        | \$18,720        | \$23,100        | \$27,480        |
| <b>COMPUTER and INFORMATION SCIENCES and SUPPORT SERVICES</b>                            | <b>191</b>    | <b>\$50,888</b> | <b>\$51,427</b> | <b>\$51,427</b> | <b>\$51,427</b> |
| Computer Programming   | 4             | \$37,544        | \$37,544        | \$37,544        | \$37,544        |
| Computer/Information Technology Administration and Management                            | 183           | \$51,283        | \$51,427        | \$51,427        | \$51,427        |
| <b>PERSONAL AND CULINARY SERVICES</b>  | <b>8</b>      | <b>\$48,310</b> | <b>\$35,159</b> | <b>\$56,200</b> | <b>\$56,200</b> |
| Culinary Arts  | 8             | \$48,310        | \$35,159        | \$56,200        | \$56,200        |
| <b>EDUCATION</b>   | <b>53</b>     | <b>\$34,029</b> | <b>\$33,365</b> | <b>\$33,365</b> | <b>\$33,530</b> |
| Education, General   | 21            | \$36,973        | \$29,771        | \$36,260        | \$36,260        |
| Teacher Education, Specific Levels and Methods   | 32            | \$32,098        | \$33,365        | \$33,365        | \$33,365        |
| <b>ENGINEERING</b>   | <b>6</b>      | <b>\$51,219</b> | <b>\$51,438</b> | <b>\$51,438</b> | <b>\$51,500</b> |
| *insufficient data by major  |               |                 |                 |                 |                 |
| <b>ENGINEERING TECHNOLOGIES</b>  | <b>58</b>     | <b>\$51,807</b> | <b>\$42,747</b> | <b>\$46,575</b> | <b>\$68,250</b> |
| Civil Engineering Technologies   | 4             | \$60,000        | \$52,000        | \$63,120        | \$68,000        |
| Electrical Engineering Technologies  | 7             | \$53,320        | \$42,747        | \$42,747        | \$77,500        |
| Environmental Control Technologies   | 10            | \$63,496        | \$68,250        | \$68,250        | \$68,250        |
| Industrial Production Technologies   | 9             | \$63,587        | \$55,340        | \$69,500        | \$69,500        |
| Mechanical Engineering-Related Technologies  | 7             | \$32,749        | \$32,952        | \$32,952        | \$32,952        |
| Construction Engineering Technologies  | 8             | \$45,840        | \$45,840        | \$45,840        | \$45,840        |
| <b>LEGAL STUDIES</b>   | <b>36</b>     | <b>\$38,740</b> | <b>\$40,802</b> | <b>\$40,802</b> | <b>\$40,802</b> |
| Legal Support Services   | 35            | \$39,298        | \$40,802        | \$40,802        | \$40,802        |
| <b>LIBERAL ARTS and SCIENCES, GENERAL STUDIES, and HUMANITIES</b>                        | <b>47</b>     | <b>\$39,821</b> | <b>\$35,000</b> | <b>\$36,477</b> | <b>\$48,756</b> |
| Liberal Arts and Sciences, General Studies, and Humanities                               | 47            | \$39,821        | \$35,000        | \$36,477        | \$48,756        |
| <b>MULTI/INTERDISCIPLINARY STUDIES</b>   | <b>25</b>     | <b>\$53,586</b> | <b>\$55,794</b> | <b>\$55,794</b> | <b>\$55,794</b> |
| Multi/Interdisciplinary Studies  | 22            | \$55,613        | \$55,794        | \$55,794        | \$55,794        |
| <b>PSYCHOLOGY</b>  | <b>7</b>      | <b>\$39,116</b> | <b>\$37,222</b> | <b>\$39,874</b> | <b>\$39,874</b> |
| Psychology   | 7             | \$39,116        | \$37,222        | \$39,874        | \$39,874        |
| <b>HOMELAND SECURITY, LAW ENFORCEMENT, FIREFIGHTING, and RELATED PROTECTIVE SERVICES</b> | <b>238</b>    | <b>\$48,159</b> | <b>\$46,415</b> | <b>\$46,415</b> | <b>\$46,415</b> |
| Criminal Justice and Corrections   | 200           | \$46,140        | \$46,415        | \$46,415        | \$46,415        |
| Fire Protection  | 38            | \$58,783        | \$60,021        | \$60,021        | \$60,021        |

## STARTING SALARY BY ACADEMIC MAJOR – ASSOCIATE

### ASSOCIATE DEGREES/STARTING SALARY BY ACADEMIC MAJOR

| ACADEMIC MAJOR   | # OF SALARIES | MEAN            | 25TH PERCENTILE | MEDIAN          | 75TH PERCENTILE |
|--|---------------|-----------------|-----------------|-----------------|-----------------|
| <b>PUBLIC ADMINISTRATION and SOCIAL SERVICE PROFESSIONS</b>          | <b>28</b>     | <b>\$35,963</b> | <b>\$36,107</b> | <b>\$36,107</b> | <b>\$36,107</b> |
| Public Administration and Social Services                            | 22            | \$36,107        | \$36,107        | \$36,107        | \$36,107        |
| Social Work  | 6             | \$35,433        | \$34,600        | \$34,600        | \$34,600        |
| <b>SOCIAL SCIENCES</b>   | <b>56</b>     | <b>\$41,787</b> | <b>\$41,638</b> | <b>\$41,638</b> | <b>\$41,638</b> |
| Criminology  | 55            | \$41,638        | \$41,638        | \$41,638        | \$41,638        |
| <b>CONSTRUCTION TRADES</b>   | <b>9</b>      | <b>\$52,169</b> | <b>\$52,190</b> | <b>\$52,190</b> | <b>\$52,190</b> |
| Mason/Masonry  | 8             | \$52,190        | \$52,190        | \$52,190        | \$52,190        |
| <b>MECHANIC AND REPAIR TECHNOLOGIES</b>                              | <b>54</b>     | <b>\$51,703</b> | <b>\$48,867</b> | <b>\$52,283</b> | <b>\$56,379</b> |
| Electrical/Electronics Maintenance and Repair Technology             | 6             | \$48,867        | \$48,867        | \$48,867        | \$48,867        |
| Heavy/Industrial Equipment Maintenance Technologies                  | 14            | \$52,283        | \$52,283        | \$52,283        | \$52,283        |
| Vehicle Maintenance and Repair Technologies                          | 34            | \$51,965        | \$31,643        | \$56,379        | \$72,235        |
| <b>TRANSPORTATION and MATERIALS MOVING</b>                           | <b>64</b>     | <b>\$76,636</b> | <b>\$77,520</b> | <b>\$77,520</b> | <b>\$77,520</b> |
| Air Transportation   | 64            | \$76,636        | \$77,520        | \$77,520        | \$77,520        |
| <b>VISUAL and PERFORMING ARTS</b>                                    | <b>8</b>      | <b>\$55,655</b> | <b>\$53,432</b> | <b>\$61,000</b> | <b>\$61,000</b> |
| Design and Applied Arts  | 7             | \$58,838        | \$61,000        | \$61,000        | \$61,000        |
| <b>HEALTH PROFESSIONS and RELATED PROGRAMS</b>                       | <b>588</b>    | <b>\$47,071</b> | <b>\$40,105</b> | <b>\$44,452</b> | <b>\$54,006</b> |
| Dental Support Services  | 6             | \$42,109        | \$33,280        | \$36,608        | \$38,000        |
| Health and Medical Administrative Services                           | 27            | \$46,673        | \$47,500        | \$47,902        | \$49,920        |
| Allied Health and Medical Assisting Services                         | 26            | \$43,241        | \$37,679        | \$50,152        | \$50,152        |
| Allied Health Diagnostic, Intervention, and Treatment Professions    | 46            | \$50,766        | \$46,940        | \$49,592        | \$57,277        |
| Clinical/Medical Laboratory Sciences                                 | 9             | \$39,178        | \$31,956        | \$42,484        | \$45,531        |
| Mental and Social Health Services                                    | 24            | \$51,664        | \$39,780        | \$59,237        | \$59,237        |
| Rehabilitation and Therapeutic Professions                           | 12            | \$51,869        | \$50,989        | \$52,750        | \$52,750        |
| Registered Nursing   | 183           | \$54,551        | \$44,452        | \$54,277        | \$57,079        |
| Practical Nursing  | 12            | \$48,558        | \$41,309        | \$52,400        | \$53,498        |
| <b>BUSINESS, MANAGEMENT, MARKETING, and RELATED SUPPORT SERVICES</b> | <b>493</b>    | <b>\$52,668</b> | <b>\$48,662</b> | <b>\$48,662</b> | <b>\$58,959</b> |
| Business, General  | 193           | \$49,377        | \$48,662        | \$48,662        | \$48,662        |
| Business Administration/Management                                   | 214           | \$58,342        | \$58,959        | \$58,959        | \$58,959        |
| Accounting   | 62            | \$45,564        | \$46,855        | \$46,855        | \$46,855        |
| Business Operations Support and Assistant Services                   | 10            | \$38,196        | \$34,320        | \$40,000        | \$40,000        |
| Human Resources Management   | 4             | \$52,192        | \$44,502        | \$59,883        | \$59,883        |
| Specialized Sales and Merchandising                                  | 5             | \$64,104        | \$64,104        | \$64,104        | \$64,104        |

## STARTING SALARY BY ACADEMIC MAJOR – BACHELOR’S

### AVERAGE SALARIES BY DISCIPLINE/BACHELOR’S DEGREES

| BROAD CATEGORY  | # OF SALARIES | MEAN     | 25TH PERCENTILE | MEDIAN   | 75TH PERCENTILE |
|---|---------------|----------|-----------------|----------|-----------------|
| Agriculture   | 1,581         | \$46,488 | \$39,111        | \$46,250 | \$52,500        |
| Natural Resources   | 937           | \$44,194 | \$35,516        | \$41,725 | \$50,265        |
| Architecture and Related Services   | 642           | \$54,610 | \$50,004        | \$54,956 | \$61,577        |
| Area, Ethnic, Cultural, Gender, and Group Studies                                 | 264           | \$48,975 | \$37,440        | \$48,483 | \$59,000        |
| Communication, Journalism, and Related Programs                                   | 3,636         | \$47,065 | \$42,843        | \$46,974 | \$52,227        |
| Communications Technologies   | 94            | \$47,977 | \$38,480        | \$44,166 | \$56,493        |
| Computer and Information Sciences and Support Services                            | 5,515         | \$86,964 | \$69,638        | \$82,383 | \$104,876       |
| Personal and Culinary Services  | 10            | \$46,876 | \$36,500        | \$36,750 | \$67,833        |
| Education   | 3,598         | \$41,573 | \$38,459        | \$41,659 | \$44,292        |
| Engineering   | 12,685        | \$76,249 | \$68,208        | \$73,000 | \$79,050        |
| Engineering Technologies  | 1,177         | \$65,709 | \$62,350        | \$66,913 | \$69,859        |
| Foreign Languages, Literatures, and Linguistics                                   | 505           | \$47,875 | \$37,820        | \$44,000 | \$56,000        |
| Family and Consumer Sciences/Human Sciences                                       | 955           | \$42,704 | \$37,470        | \$41,768 | \$47,557        |
| Legal Studies   | 175           | \$49,818 | \$47,851        | \$47,851 | \$50,901        |
| English Language and Literature/Letters   | 847           | \$43,678 | \$38,587        | \$43,750 | \$48,895        |
| Liberal Arts and Sciences, General Studies, and Humanities                        | 1,265         | \$58,179 | \$44,799        | \$58,488 | \$75,485        |
| Biological and Biomedical Sciences  | 3,335         | \$42,859 | \$36,994        | \$42,413 | \$46,868        |
| Mathematics and Statistics  | 1,437         | \$76,186 | \$60,000        | \$74,600 | \$86,000        |
| Military Technologies   | 54            | \$71,024 | \$71,388        | \$71,388 | \$71,388        |
| Multi/Interdisciplinary Studies   | 1,779         | \$56,588 | \$43,000        | \$52,756 | \$68,500        |
| Parks, Recreation, Leisure, and Fitness Studies                                   | 952           | \$40,568 | \$35,421        | \$39,667 | \$45,000        |
| Philosophy and Religious Studies  | 262           | \$49,262 | \$38,320        | \$46,033 | \$60,000        |
| Theology and Religious Vocations  | 70            | \$36,593 | \$30,713        | \$35,180 | \$42,667        |
| Physical Sciences   | 870           | \$56,479 | \$43,987        | \$53,886 | \$66,000        |
| Science Technologies/Technicians  | 30            | \$49,298 | \$37,718        | \$37,718 | \$56,160        |
| Psychology  | 2,963         | \$42,125 | \$37,166        | \$40,469 | \$45,667        |
| Homeland Security, Law Enforcement, Firefighting, and Related Protective Services | 1,423         | \$49,105 | \$40,375        | \$47,920 | \$52,500        |
| Public Administration and Social Service Professions                              | 1,038         | \$48,112 | \$37,537        | \$41,880 | \$61,098        |
| Social Sciences   | 5,505         | \$57,022 | \$45,250        | \$54,428 | \$67,500        |
| Construction Trades   | 16            | \$61,875 | \$63,857        | \$63,857 | \$63,857        |
| Mechanic and Repair Technologies  | 20            | \$76,569 | \$80,801        | \$80,801 | \$80,801        |
| Transportation and Materials Moving   | 402           | \$59,927 | \$47,833        | \$55,706 | \$75,000        |
| Visual and Performing Arts  | 2,146         | \$43,988 | \$35,360        | \$43,045 | \$49,800        |
| Health Professions and Related Programs   | 7,505         | \$58,849 | \$48,000        | \$59,979 | \$65,512        |
| Business, Management, Marketing, and Related Support Services                     | 26,480        | \$61,970 | \$52,800        | \$60,190 | \$68,212        |
| History   | 591           | \$46,663 | \$38,333        | \$47,722 | \$55,000        |

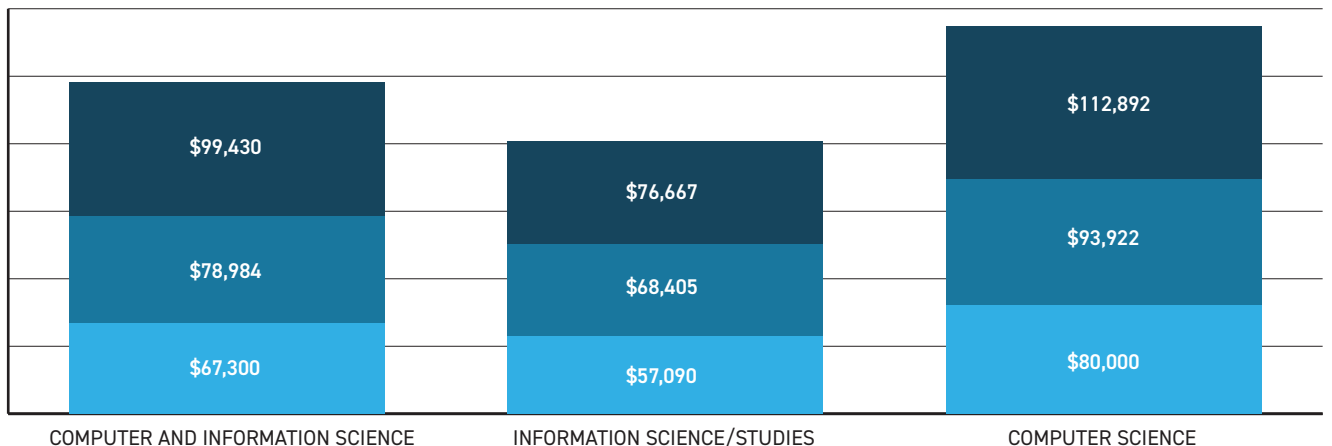
# STARTING SALARY BY ACADEMIC MAJOR – BACHELOR'S

## BACHELOR'S DEGREES/STARTING SALARY BY ACADEMIC MAJOR

| ACADEMIC MAJOR   | # OF SALARIES | MEAN            | 25TH PERCENTILE | MEDIAN          | 75TH PERCENTILE |
|--|---------------|-----------------|-----------------|-----------------|-----------------|
| <b>AGRICULTURE</b>   | <b>1,581</b>  | <b>\$46,488</b> | <b>\$39,111</b> | <b>\$46,250</b> | <b>\$52,500</b> |
| Agricultural Business and Management                             | 505           | \$51,268        | \$48,000        | \$51,888        | \$54,000        |
| Agricultural Mechanization                                       | 28            | \$53,183        | \$45,377        | \$55,712        | \$58,215        |
| Agricultural Production Operations                               | 32            | \$43,865        | \$37,500        | \$41,600        | \$55,164        |
| Agricultural and Domestic Animal Services                        | 15            | \$30,783        | \$30,674        | \$30,674        | \$31,117        |
| Applied Horticulture   | 29            | \$41,010        | \$33,070        | \$42,833        | \$49,280        |
| Agricultural Public Services                                     | 131           | \$44,609        | \$41,800        | \$44,338        | \$49,071        |
| Animal Sciences  | 419           | \$40,940        | \$38,108        | \$39,111        | \$44,975        |
| Food Science and Technology                                      | 95            | \$54,991        | \$50,000        | \$55,480        | \$60,972        |
| Plant Science  | 167           | \$48,031        | \$40,093        | \$49,438        | \$51,796        |
| Soil Sciences  | 6             | \$45,180        | \$41,293        | \$41,293        | \$58,000        |
| Agriculture/Veterinary Preparatory Programs                      | 12            | \$29,233        | \$29,164        | \$29,164        | \$29,164        |
| Veterinary Biomedical and Clinical Sciences                      | 6             | \$28,080        | \$27,040        | \$27,040        | \$30,160        |
| Veterinary/Animal Health Technologies/Technicians                | 33            | \$36,216        | \$31,493        | \$34,320        | \$42,273        |
| Agriculture, Agriculture Operations, and Related Sciences, Other | 29            | \$62,417        | \$65,816        | \$65,816        | \$65,816        |
| <b>NATURAL RESOURCES</b>   | <b>937</b>    | <b>\$44,194</b> | <b>\$35,516</b> | <b>\$41,725</b> | <b>\$50,265</b> |
| Natural Resources Conservation and Research                      | 649           | \$45,266        | \$37,583        | \$43,000        | \$53,500        |
| Natural Resources Management                                     | 129           | \$46,082        | \$33,901        | \$40,654        | \$60,000        |
| Fishing and Fisheries Sciences                                   | 22            | \$34,001        | \$30,365        | \$30,433        | \$37,000        |
| Forestry   | 68            | \$42,876        | \$37,105        | \$47,715        | \$48,123        |
| Wildlife and Wildlands Science and Management                    | 69            | \$35,127        | \$31,303        | \$33,615        | \$36,250        |
| <b>ARCHITECTURE and RELATED SERVICES</b>                         | <b>642</b>    | <b>\$54,610</b> | <b>\$50,004</b> | <b>\$54,956</b> | <b>\$61,577</b> |
| Architecture   | 298           | \$54,617        | \$50,004        | \$54,956        | \$57,182        |
| City/Urban, Community, and Regional Planning                     | 50            | \$59,838        | \$58,080        | \$58,080        | \$66,444        |

## COMPUTER SCIENCES MAJORS / SALARY RANGES

■ 25TH PERCENTILE    
 ■ 50TH PERCENTILE    
 ■ 75TH PERCENTILE



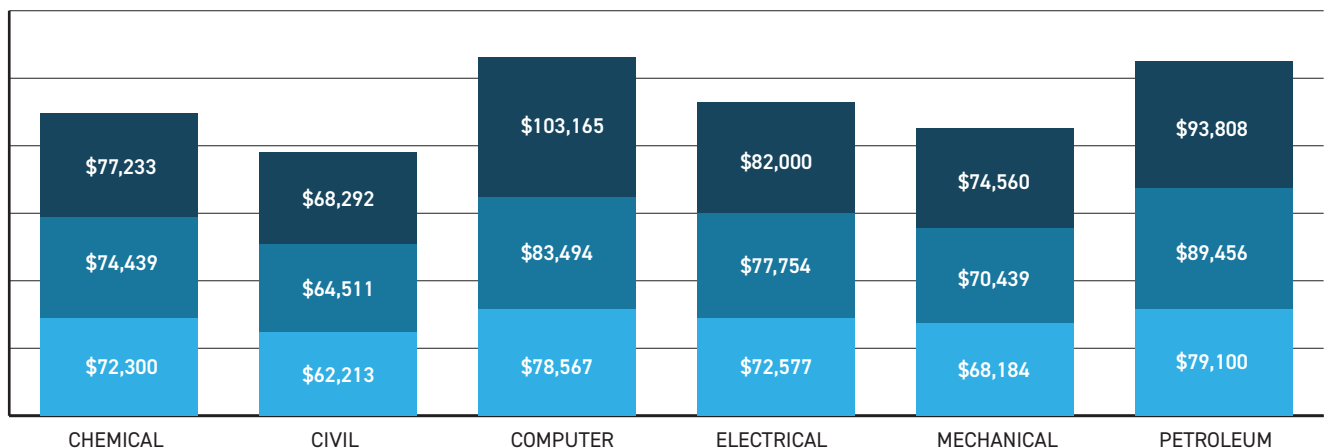
# STARTING SALARY BY ACADEMIC MAJOR – BACHELOR'S

## BACHELOR'S DEGREES/STARTING SALARY BY ACADEMIC MAJOR

| ACADEMIC MAJOR  | # OF SALARIES | MEAN            | 25TH PERCENTILE | MEDIAN          | 75TH PERCENTILE  |
|---|---------------|-----------------|-----------------|-----------------|------------------|
| Environmental Design  | 26            | \$47,214        | \$43,392        | \$43,392        | \$52,872         |
| Interior Architecture   | 80            | \$48,489        | \$41,875        | \$51,219        | \$52,247         |
| Landscape Architecture  | 51            | \$51,329        | \$51,500        | \$54,333        | \$55,140         |
| Architectural Sciences and Technology                         | 125           | \$58,067        | \$50,704        | \$61,577        | \$61,578         |
| Real Estate Development                                       | 8             | \$71,125        | \$71,125        | \$71,125        | \$71,125         |
| <b>AREA, ETHNIC, CULTURAL, GENDER, and GROUP STUDIES</b>      | <b>264</b>    | <b>\$48,975</b> | <b>\$37,440</b> | <b>\$48,483</b> | <b>\$59,000</b>  |
| Area Studies  | 145           | \$50,184        | \$35,360        | \$52,250        | \$60,000         |
| Ethnic, Cultural Minority, Gender, and Group Studies          | 119           | \$47,502        | \$37,750        | \$44,720        | \$55,000         |
| <b>COMMUNICATION, JOURNALISM, and RELATED PROGRAMS</b>        | <b>3,636</b>  | <b>\$47,065</b> | <b>\$42,843</b> | <b>\$46,974</b> | <b>\$52,227</b>  |
| Communication and Media Studies                               | 1,778         | \$47,998        | \$43,750        | \$48,185        | \$52,227         |
| Journalism  | 568           | \$42,190        | \$38,170        | \$43,225        | \$46,081         |
| Radio, Television, and Digital Communication                  | 349           | \$45,184        | \$39,219        | \$45,368        | \$50,806         |
| Public Relations, Advertising, and Applied Communication      | 889           | \$49,191        | \$45,000        | \$48,468        | \$54,000         |
| Publishing  | 6             | \$33,679        | \$31,548        | \$31,548        | \$35,880         |
| Communication, Journalism, and Related Programs, Other        | 31            | \$44,095        | \$41,010        | \$41,010        | \$50,640         |
| <b>COMMUNICATIONS TECHNOLOGIES</b>                            | <b>94</b>     | <b>\$47,977</b> | <b>\$38,480</b> | <b>\$44,166</b> | <b>\$56,493</b>  |
| Audiovisual Communications Technologies                       | 35            | \$42,538        | \$37,440        | \$37,440        | \$54,000         |
| Graphic Communications  | 59            | \$51,203        | \$42,014        | \$52,000        | \$59,180         |
| <b>COMPUTER and INFORMATION SCIENCES and SUPPORT SERVICES</b> | <b>5,515</b>  | <b>\$86,964</b> | <b>\$69,638</b> | <b>\$82,383</b> | <b>\$104,876</b> |
| Computer and Information Science                              | 1,888         | \$83,399        | \$67,300        | \$78,984        | \$99,430         |
| Computer Programming  | 26            | \$75,149        | \$70,667        | \$70,667        | \$84,500         |

## ENGINEERING MAJORS / SALARY RANGES

■ 25TH PERCENTILE
 ■ 50TH PERCENTILE
 ■ 75TH PERCENTILE





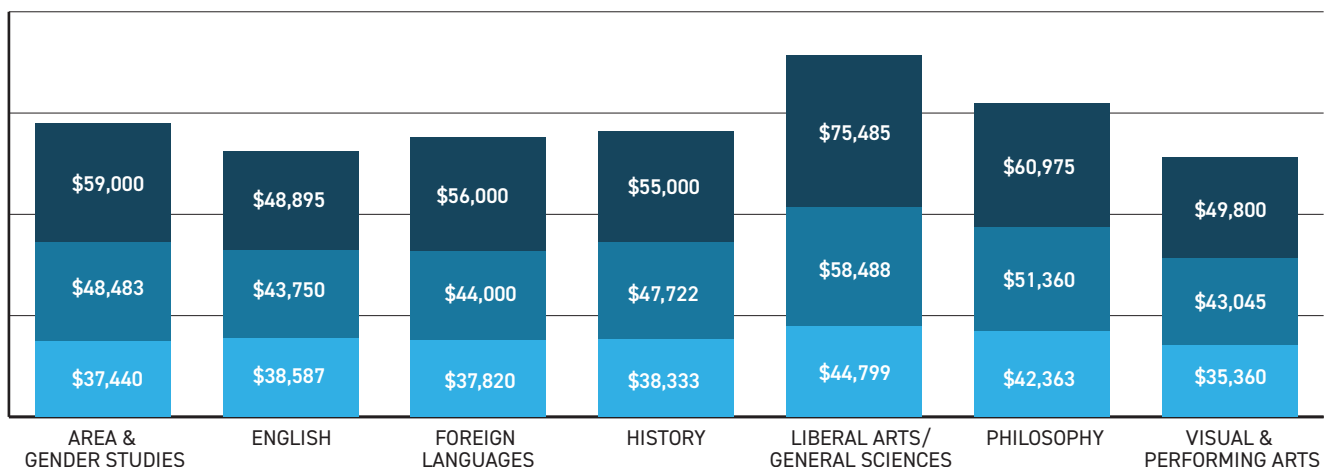
# STARTING SALARY BY ACADEMIC MAJOR – BACHELOR'S

## BACHELOR'S DEGREES/STARTING SALARY BY ACADEMIC MAJOR

| ACADEMIC MAJOR  | # OF SALARIES | MEAN            | 25TH PERCENTILE | MEDIAN          | 75TH PERCENTILE |
|---|---------------|-----------------|-----------------|-----------------|-----------------|
| Information Science   | 132           | \$67,049        | \$57,090        | \$68,405        | \$76,667        |
| Computer Systems Analysis                                     | 13            | \$62,019        | \$60,000        | \$68,406        | \$68,406        |
| Computer Science  | 2,807         | \$95,456        | \$80,000        | \$93,922        | \$112,892       |
| Computer Software and Media Applications                      | 198           | \$69,128        | \$60,667        | \$66,337        | \$75,066        |
| Computer Systems Networking and Telecommunications            | 43            | \$49,186        | \$30,104        | \$57,500        | \$60,286        |
| Computer/Information Technology Administration and Management | 404           | \$65,726        | \$58,578        | \$65,000        | \$69,996        |
| Computer and Information Sciences and Support Services, Other | 4             | \$59,686        | \$57,145        | \$62,227        | \$62,227        |
| <b>PERSONAL AND CULINARY SERVICES</b>                         | <b>10</b>     | <b>\$46,876</b> | <b>\$36,500</b> | <b>\$36,750</b> | <b>\$67,833</b> |
| Funeral Service and Mortuary Science                          | 5             | \$36,500        | \$36,500        | \$36,500        | \$36,500        |
| Culinary Arts   | 4             | \$60,125        | \$52,417        | \$67,833        | \$67,833        |
| <b>EDUCATION</b>  | <b>3,598</b>  | <b>\$41,573</b> | <b>\$38,459</b> | <b>\$41,659</b> | <b>\$44,292</b> |
| Education, General  | 105           | \$43,749        | \$40,000        | \$40,954        | \$47,000        |
| Education Administration and Supervision                      | 137           | \$43,872        | \$40,317        | \$40,317        | \$49,142        |
| Educational/Instructional Media Design                        | 9             | \$45,361        | \$46,000        | \$46,000        | \$46,000        |
| Educational Assessment, Evaluation, and Research              | 18            | \$37,667        | \$37,667        | \$37,667        | \$37,667        |
| Social and Philosophical Foundations of Education             | 10            | \$64,320        | \$49,499        | \$66,150        | \$82,800        |
| Special Education and Teaching                                | 420           | \$42,259        | \$39,667        | \$41,949        | \$44,855        |
| Student Counseling and Personnel Services                     | 9             | \$41,778        | \$35,000        | \$35,000        | \$46,000        |
| Teacher Education, Specific Levels and Methods                | 2,016         | \$40,672        | \$37,986        | \$41,503        | \$43,728        |
| Teacher Education, Specific Subject Areas                     | 755           | \$42,578        | \$38,568        | \$42,250        | \$46,000        |
| Teaching English as a Second Language                         | 16            | \$44,150        | \$35,000        | \$43,125        | \$52,601        |
| Education, Other  | 44            | \$41,455        | \$38,300        | \$43,577        | \$43,577        |

## LIBERAL ARTS AND HUMANITIES MAJORS / SALARY RANGES

■ 25TH PERCENTILE    
 ■ 50TH PERCENTILE    
 ■ 75TH PERCENTILE





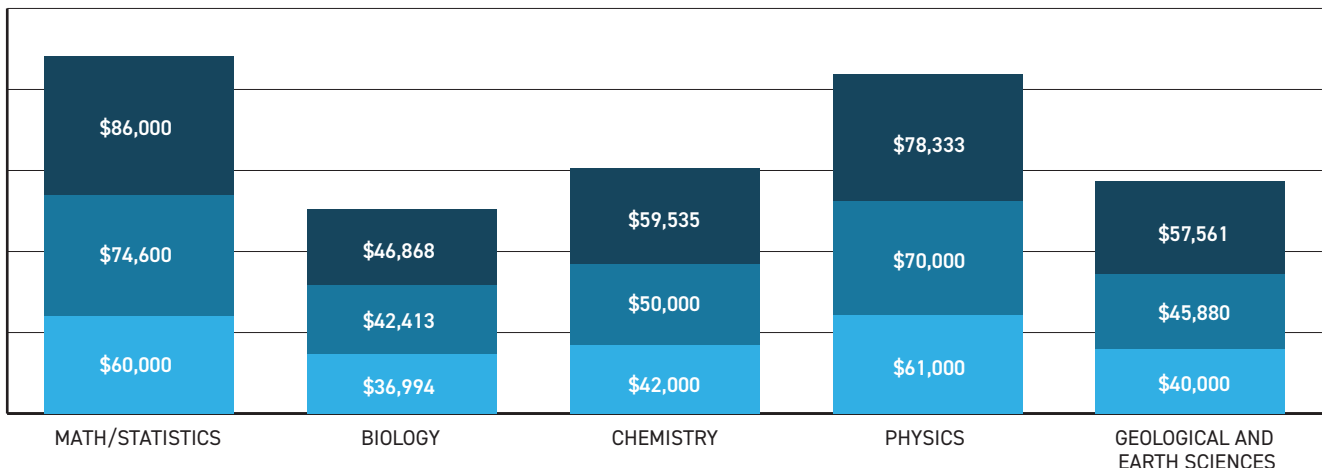
# STARTING SALARY BY ACADEMIC MAJOR – BACHELOR'S

## BACHELOR'S DEGREES/STARTING SALARY BY ACADEMIC MAJOR

| ACADEMIC MAJOR  | # OF SALARIES | MEAN            | 25TH PERCENTILE | MEDIAN          | 75TH PERCENTILE |
|---|---------------|-----------------|-----------------|-----------------|-----------------|
| <b>ENGINEERING</b>                                      | <b>12,685</b> | <b>\$76,249</b> | <b>\$68,208</b> | <b>\$73,000</b> | <b>\$79,050</b> |
| Engineering, General                                    | 196           | \$69,237        | \$65,000        | \$69,889        | \$73,925        |
| Aerospace Engineering                                   | 615           | \$76,325        | \$72,933        | \$76,875        | \$77,243        |
| Agricultural Engineering                                | 132           | \$65,747        | \$60,354        | \$67,610        | \$68,523        |
| Architectural Engineering                               | 247           | \$67,173        | \$66,788        | \$68,208        | \$68,208        |
| Biomedical/Medical Engineering                          | 571           | \$69,081        | \$66,388        | \$70,258        | \$73,810        |
| Chemical Engineering                                    | 1,133         | \$74,992        | \$72,300        | \$74,439        | \$77,233        |
| Civil Engineering                                       | 1,472         | \$65,114        | \$62,213        | \$64,511        | \$68,292        |
| Computer Engineering                                    | 1,408         | \$90,255        | \$78,567        | \$83,494        | \$103,165       |
| Electrical, Electronics, and Communications Engineering | 1,161         | \$81,077        | \$72,577        | \$77,754        | \$82,000        |
| Engineering Physics                                     | 55            | \$76,295        | \$69,375        | \$75,050        | \$85,000        |
| Engineering Science                                     | 14            | \$71,464        | \$54,700        | \$69,400        | \$69,400        |
| Environmental/Environmental Health Engineering          | 121           | \$64,741        | \$63,920        | \$65,259        | \$65,860        |
| Materials Engineering                                   | 139           | \$71,486        | \$70,530        | \$71,627        | \$73,364        |
| Mechanical Engineering                                  | 3,312         | \$72,254        | \$68,184        | \$70,439        | \$74,560        |
| Metallurgical Engineering                               | 27            | \$76,326        | \$75,200        | \$75,200        | \$79,035        |
| Mining and Mineral Engineering                          | 36            | \$73,363        | \$69,637        | \$74,273        | \$76,500        |
| Naval Architecture and Marine Engineering               | 30            | \$104,933       | \$104,933       | \$104,933       | \$104,933       |
| Nuclear Engineering                                     | 24            | \$71,381        | \$71,247        | \$71,488        | \$71,728        |
| Petroleum Engineering                                   | 94            | \$86,830        | \$79,100        | \$89,456        | \$93,808        |
| Systems Engineering                                     | 111           | \$79,773        | \$77,500        | \$77,500        | \$84,136        |
| Polymer/Plastics Engineering                            | 10            | \$63,652        | \$63,652        | \$63,652        | \$63,652        |
| Construction Engineering                                | 30            | \$67,379        | \$64,000        | \$66,862        | \$66,862        |
| Industrial Engineering                                  | 677           | \$72,811        | \$70,850        | \$73,652        | \$76,780        |

## MATH AND SCIENCES MAJORS / SALARY RANGES

■ 25TH PERCENTILE
 ■ 50TH PERCENTILE
 ■ 75TH PERCENTILE



## STARTING SALARY BY ACADEMIC MAJOR – BACHELOR'S

### BACHELOR'S DEGREES/STARTING SALARY BY ACADEMIC MAJOR

| ACADEMIC MAJOR  | # OF SALARIES | MEAN            | 25TH PERCENTILE | MEDIAN          | 75TH PERCENTILE |
|---|---------------|-----------------|-----------------|-----------------|-----------------|
| Manufacturing Engineering   | 30            | \$74,464        | \$66,620        | \$67,540        | \$73,488        |
| Operations Research   | 84            | \$100,497       | \$80,488        | \$110,000       | \$110,000       |
| Geological/Geophysical Engineering                                      | 23            | \$59,673        | \$54,500        | \$62,500        | \$62,500        |
| Mechatronics, Robotics, and Automation Engineering                      | 58            | \$83,867        | \$86,487        | \$86,487        | \$86,487        |
| Biological/Biosystems Engineering                                       | 91            | \$61,955        | \$62,139        | \$62,591        | \$63,900        |
| Electrical and Computer Engineering                                     | 450           | \$97,940        | \$78,438        | \$106,940       | \$106,940       |
| Engineering, Other  | 136           | \$76,394        | \$74,500        | \$76,693        | \$79,234        |
| <b>ENGINEERING TECHNOLOGIES</b>   | <b>1,177</b>  | <b>\$65,709</b> | <b>\$62,350</b> | <b>\$66,913</b> | <b>\$69,859</b> |
| Architectural Engineering Technologies                                  | 61            | \$64,867        | \$65,356        | \$65,356        | \$65,356        |
| Civil Engineering Technologies  | 49            | \$59,030        | \$59,988        | \$59,988        | \$59,988        |
| Electrical Engineering Technologies                                     | 67            | \$68,652        | \$60,000        | \$71,570        | \$74,000        |
| Electromechanical Technologies  | 18            | \$71,298        | \$56,080        | \$71,689        | \$71,689        |
| Environmental Control Technologies                                      | 19            | \$64,832        | \$60,352        | \$67,778        | \$67,778        |
| Industrial Production Technologies                                      | 179           | \$65,281        | \$61,997        | \$65,770        | \$70,583        |
| Quality Control and Safety Technologies/Technicians                     | 38            | \$60,511        | \$58,556        | \$60,627        | \$61,200        |
| Mechanical Engineering-Related Technologies                             | 312           | \$65,341        | \$63,709        | \$66,913        | \$68,857        |
| Construction Engineering Technologies                                   | 259           | \$68,125        | \$65,950        | \$69,859        | \$69,859        |
| Engineering-Related Technologies  | 12            | \$61,883        | \$61,400        | \$62,500        | \$62,500        |
| Computer Engineering Technologies                                       | 18            | \$70,861        | \$76,000        | \$79,792        | \$79,792        |
| Engineering-Related Fields  | 86            | \$68,041        | \$66,000        | \$68,984        | \$72,100        |
| Engineering Technologies/Technicians, Other                             | 6             | \$48,583        | \$53,500        | \$53,500        | \$53,500        |
| <b>FOREIGN LANGUAGES, LITERATURES, and LINGUISTICS</b>                  | <b>505</b>    | <b>\$47,875</b> | <b>\$37,820</b> | <b>\$44,000</b> | <b>\$56,000</b> |
| Linguistic, Comparative, and Related Language Studies                   | 99            | \$54,627        | \$40,000        | \$51,000        | \$58,240        |
| East Asian Languages  | 33            | \$49,806        | \$38,500        | \$46,503        | \$56,000        |
| Slavic, Baltic, and Albanian Languages                                  | 7             | \$51,857        | \$30,000        | \$60,000        | \$70,000        |
| Germanic Languages  | 21            | \$46,994        | \$30,000        | \$39,220        | \$57,800        |
| Romance Languages   | 308           | \$45,869        | \$37,820        | \$43,087        | \$54,080        |
| Middle/Near Eastern and Semitic Languages, Literatures, and Linguistics | 5             | \$44,240        | \$30,000        | \$31,200        | \$50,000        |
| Classics and Classical Languages  | 18            | \$49,859        | \$32,000        | \$42,020        | \$56,000        |
| American Sign Language  | 10            | \$40,261        | \$35,984        | \$38,820        | \$40,000        |
| <b>FAMILY and CONSUMER SCIENCES/HUMAN SCIENCES</b>                      | <b>955</b>    | <b>\$42,704</b> | <b>\$37,470</b> | <b>\$41,768</b> | <b>\$47,557</b> |
| Family and Consumer Sciences/Human Sciences                             | 70            | \$45,355        | \$36,898        | \$45,000        | \$50,326        |
| Family and Consumer Sciences/Human Sciences Business Services           | 49            | \$46,744        | \$37,697        | \$46,344        | \$49,637        |
| Family and Consumer Economics and Related Studies                       | 59            | \$43,069        | \$40,077        | \$40,077        | \$43,826        |
| Foods, Nutrition, and Related Services                                  | 104           | \$43,337        | \$40,457        | \$44,160        | \$47,713        |
| Human Development, Family Studies, and Related Services                 | 444           | \$39,562        | \$36,614        | \$37,621        | \$42,413        |

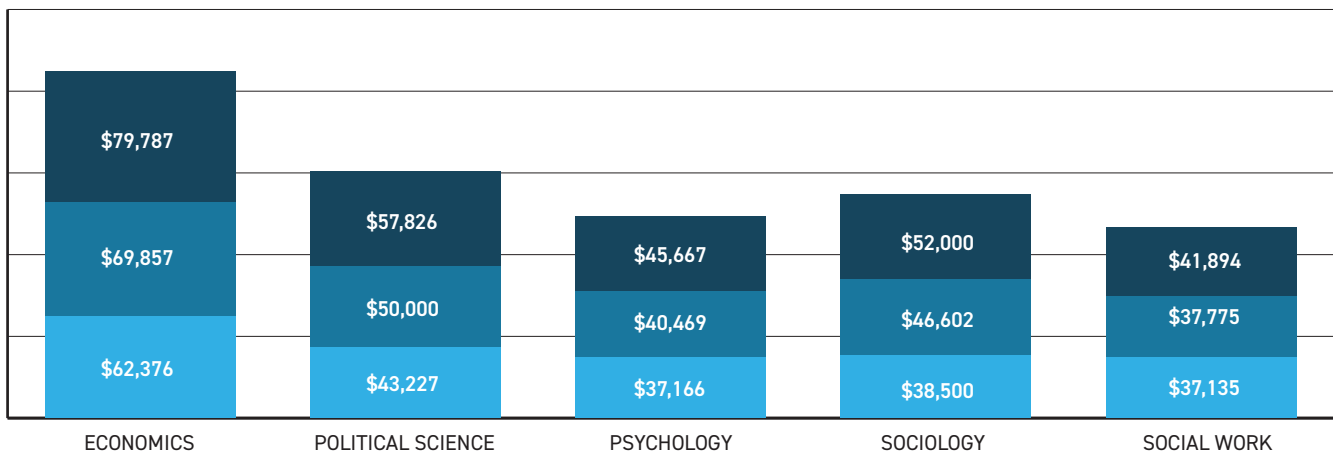
# STARTING SALARY BY ACADEMIC MAJOR – BACHELOR'S

## BACHELOR'S DEGREES/STARTING SALARY BY ACADEMIC MAJOR

| ACADEMIC MAJOR  | # OF SALARIES | MEAN            | 25TH PERCENTILE | MEDIAN          | 75TH PERCENTILE |
|---|---------------|-----------------|-----------------|-----------------|-----------------|
| Apparel and Textiles  | 215           | \$47,140        | \$46,745        | \$48,192        | \$48,587        |
| Family and Consumer Sciences/Human Sciences, Other                | 11            | \$40,877        | \$41,072        | \$41,072        | \$41,072        |
| <b>LEGAL STUDIES</b>  | <b>175</b>    | <b>\$49,818</b> | <b>\$47,851</b> | <b>\$47,851</b> | <b>\$50,901</b> |
| Law   | 10            | \$53,030        | \$36,400        | \$60,000        | \$67,500        |
| Legal Support Services  | 81            | \$47,860        | \$47,851        | \$47,851        | \$47,851        |
| Legal Professions and Studies, Other                              | 17            | \$39,482        | \$40,000        | \$40,000        | \$40,000        |
| <b>ENGLISH LANGUAGE and LITERATURE/LETTERS</b>                    | <b>847</b>    | <b>\$43,678</b> | <b>\$38,587</b> | <b>\$43,750</b> | <b>\$48,895</b> |
| English Language and Literature/Letters                           | 696           | \$43,747        | \$39,660        | \$43,750        | \$48,615        |
| Rhetoric and Composition/Writing Studies                          | 98            | \$42,983        | \$32,450        | \$40,250        | \$49,795        |
| Literature  | 32            | \$45,519        | \$42,188        | \$46,700        | \$46,700        |
| English Language and Literature/Letters, Other                    | 13            | \$42,340        | \$41,307        | \$47,500        | \$47,500        |
| <b>LIBERAL ARTS and SCIENCES, GENERAL STUDIES, and HUMANITIES</b> | <b>1,265</b>  | <b>\$58,179</b> | <b>\$44,799</b> | <b>\$58,488</b> | <b>\$75,485</b> |
| Liberal Arts and Sciences, General Studies, and Humanities        | 1,265         | \$58,179        | \$44,799        | \$58,488        | \$75,485        |
| <b>BIOLOGICAL and BIOMEDICAL SCIENCES</b>                         | <b>3,335</b>  | <b>\$42,859</b> | <b>\$36,994</b> | <b>\$42,413</b> | <b>\$46,868</b> |
| Biology   | 1,794         | \$41,478        | \$36,650        | \$41,680        | \$46,000        |
| Biochemistry, Biophysics, and Molecular Biology                   | 392           | \$45,362        | \$41,600        | \$44,171        | \$50,000        |
| Botany  | 7             | \$42,823        | \$40,000        | \$44,720        | \$46,373        |
| Cell/Cellular Biology   | 128           | \$53,391        | \$50,031        | \$57,080        | \$57,080        |
| Microbiological Sciences  | 113           | \$41,097        | \$38,000        | \$40,000        | \$43,357        |
| Zoology/Animal Biology  | 75            | \$33,498        | \$30,780        | \$34,011        | \$34,041        |
| Genetics  | 15            | \$39,784        | \$33,280        | \$43,238        | \$43,238        |
| Physiology, Pathology, and Related Sciences                       | 200           | \$40,946        | \$35,000        | \$40,383        | \$42,413        |

## SOCIAL SCIENCE MAJORS / SALARY RANGES

■ 25TH PERCENTILE
 ■ 50TH PERCENTILE
 ■ 75TH PERCENTILE



## STARTING SALARY BY ACADEMIC MAJOR – BACHELOR'S

### BACHELOR'S DEGREES/STARTING SALARY BY ACADEMIC MAJOR

| ACADEMIC MAJOR  | # OF SALARIES | MEAN            | 25TH PERCENTILE | MEDIAN          | 75TH PERCENTILE |
|---|---------------|-----------------|-----------------|-----------------|-----------------|
| Biomathematics, Bioinformatics, and Computational Biology | 22            | \$60,318        | \$50,000        | \$56,750        | \$69,167        |
| Biotechnology   | 33            | \$52,117        | \$44,528        | \$49,730        | \$60,000        |
| Ecology, Evolution, Systematics, and Population Biology   | 107           | \$42,222        | \$35,332        | \$39,076        | \$45,215        |
| Neurobiology and Neurosciences                            | 413           | \$44,726        | \$40,000        | \$44,340        | \$49,072        |
| Biological Sciences, Other                                | 26            | \$44,558        | \$38,523        | \$38,523        | \$49,286        |
| <b>MATHEMATICS and STATISTICS</b>                         | <b>1,437</b>  | <b>\$76,186</b> | <b>\$60,000</b> | <b>\$74,600</b> | <b>\$86,000</b> |
| Mathematics   | 849           | \$73,786        | \$57,000        | \$70,930        | \$80,686        |
| Applied Mathematics                                       | 182           | \$77,359        | \$62,389        | \$69,930        | \$96,600        |
| Statistics  | 386           | \$81,595        | \$70,014        | \$80,000        | \$100,000       |
| Applied Statistics  | 13            | \$67,108        | \$55,500        | \$67,500        | \$75,500        |
| Mathematics and Statistics, Other                         | 4             | \$56,460        | \$56,460        | \$56,460        | \$56,460        |
| <b>MILITARY TECHNOLOGIES</b>                              | <b>54</b>     | <b>\$71,024</b> | <b>\$71,388</b> | <b>\$71,388</b> | <b>\$71,388</b> |
| Intelligence, Command Control and Information Operations  | 39            | \$74,182        | \$71,388        | \$71,388        | \$71,388        |
| Military Systems and Maintenance Technology               | 15            | \$62,813        | \$54,184        | \$72,056        | \$72,056        |
| <b>MULTI/INTERDISCIPLINARY STUDIES</b>                    | <b>1,779</b>  | <b>\$56,588</b> | <b>\$43,000</b> | <b>\$52,756</b> | <b>\$68,500</b> |
| Multi/Interdisciplinary Studies                           | 469           | \$46,917        | \$38,571        | \$43,364        | \$50,000        |
| Biological and Physical Sciences                          | 11            | \$51,156        | \$35,360        | \$50,000        | \$72,000        |
| Peace Studies and Conflict Resolution                     | 14            | \$51,701        | \$48,000        | \$53,000        | \$55,000        |
| Systems Science and Theory                                | 7             | \$45,300        | \$45,300        | \$45,300        | \$45,300        |
| Mathematics and Computer Science                          | 40            | \$105,677       | \$78,500        | \$115,000       | \$125,000       |
| Biopsychology   | 10            | \$47,968        | \$37,440        | \$47,500        | \$58,000        |
| Science, Technology and Society                           | 23            | \$74,607        | \$80,398        | \$80,398        | \$80,398        |
| Accounting and Computer Science                           | 18            | \$58,975        | \$58,975        | \$58,975        | \$58,975        |
| Behavioral Sciences                                       | 83            | \$42,819        | \$41,213        | \$43,000        | \$43,000        |
| Natural Sciences  | 11            | \$47,662        | \$40,000        | \$40,000        | \$46,427        |
| Nutrition Sciences  | 70            | \$44,909        | \$38,395        | \$43,940        | \$48,000        |
| International/Global Studies                              | 152           | \$48,566        | \$38,937        | \$49,121        | \$55,900        |
| Classical and Ancient Studies                             | 18            | \$58,278        | \$39,520        | \$69,000        | \$73,133        |
| Intercultural/Multicultural and Diversity Studies         | 7             | \$41,832        | \$35,035        | \$37,440        | \$45,760        |
| Cognitive Science   | 98            | \$66,384        | \$52,756        | \$67,851        | \$89,516        |
| Cultural Studies  | 7             | \$43,950        | \$30,000        | \$49,530        | \$49,530        |
| Human Biology   | 10            | \$42,676        | \$42,500        | \$42,500        | \$45,000        |
| Computational Science                                     | 7             | \$70,059        | \$66,667        | \$71,499        | \$71,499        |
| Marine Science  | 13            | \$35,838        | \$32,975        | \$32,975        | \$32,975        |
| Sustainability Studies                                    | 61            | \$49,872        | \$41,600        | \$49,269        | \$53,444        |
| Environmental Geosciences                                 | 4             | \$51,599        | \$49,667        | \$49,667        | \$53,531        |
| Geography and Environmental Studies                       | 5             | \$41,576        | \$40,419        | \$40,419        | \$50,000        |
| Philosophy, Politics, and Economics                       | 14            | \$63,393        | \$51,167        | \$63,833        | \$76,500        |

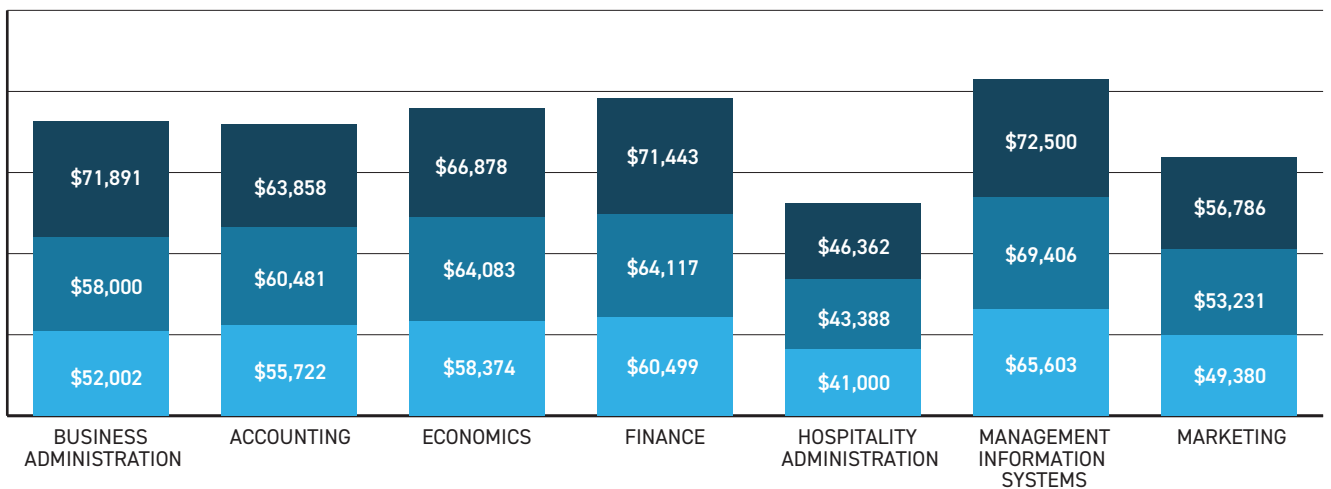
# STARTING SALARY BY ACADEMIC MAJOR – BACHELOR’S

## BACHELOR’S DEGREES/STARTING SALARY BY ACADEMIC MAJOR

| ACADEMIC MAJOR   | # OF SALARIES | MEAN            | 25TH PERCENTILE | MEDIAN          | 75TH PERCENTILE |
|--|---------------|-----------------|-----------------|-----------------|-----------------|
| Data Science   | 56            | \$70,125        | \$60,827        | \$68,250        | \$83,818        |
| Data Analytics   | 210           | \$66,121        | \$64,085        | \$64,085        | \$71,858        |
| Multi/Interdisciplinary Studies, Other                 | 346           | \$65,013        | \$65,809        | \$70,967        | \$70,967        |
| <b>PARKS, RECREATION, LEISURE, and FITNESS STUDIES</b> | <b>952</b>    | <b>\$40,568</b> | <b>\$35,421</b> | <b>\$39,667</b> | <b>\$45,000</b> |
| Parks, Recreation, and Leisure Studies                 | 56            | \$40,324        | \$35,537        | \$38,211        | \$45,904        |
| Parks, Recreation, and Leisure Facilities Management   | 76            | \$36,871        | \$35,000        | \$36,000        | \$43,056        |
| Health and Physical Education/Fitness                  | 706           | \$41,214        | \$35,880        | \$40,713        | \$45,000        |
| Outdoor Education                                      | 10            | \$34,568        | \$32,240        | \$34,040        | \$35,840        |
| Leisure and Recreational Activities                    | 91            | \$38,654        | \$34,000        | \$36,750        | \$40,352        |
| Parks, Recreation, Leisure, and Fitness Studies, Other | 13            | \$46,189        | \$46,189        | \$46,189        | \$46,189        |
| <b>PHILOSOPHY and RELIGIOUS STUDIES</b>                | <b>262</b>    | <b>\$49,262</b> | <b>\$38,320</b> | <b>\$46,033</b> | <b>\$60,000</b> |
| Philosophy   | 185           | \$52,606        | \$42,363        | \$51,360        | \$60,975        |
| Religion/Religious Studies                             | 73            | \$40,870        | \$34,140        | \$39,427        | \$45,000        |
| <b>THEOLOGY and RELIGIOUS VOCATIONS</b>                | <b>70</b>     | <b>\$36,593</b> | <b>\$30,713</b> | <b>\$35,180</b> | <b>\$42,667</b> |
| Bible/Biblical Studies                                 | 16            | \$35,780        | \$31,587        | \$38,077        | \$38,077        |
| Missions/Missionary Studies and Missiology             | 6             | \$36,560        | \$30,000        | \$35,180        | \$45,000        |
| Religious/Sacred Music                                 | 4             | \$37,940        | \$34,660        | \$36,220        | \$41,220        |
| Theological and Ministerial Studies                    | 24            | \$39,822        | \$30,713        | \$35,309        | \$49,285        |
| Pastoral Counseling and Specialized Ministries         | 18            | \$33,064        | \$28,072        | \$31,536        | \$36,450        |
| <b>PHYSICAL SCIENCES</b>                               | <b>870</b>    | <b>\$56,479</b> | <b>\$43,987</b> | <b>\$53,886</b> | <b>\$66,000</b> |
| Physical Sciences                                      | 7             | \$59,714        | \$44,320        | \$53,040        | \$80,000        |
| Astronomy and Astrophysics                             | 24            | \$69,574        | \$57,000        | \$64,500        | \$69,875        |
| Atmospheric Sciences and Meteorology                   | 28            | \$49,279        | \$42,834        | \$48,000        | \$51,464        |

## BUSINESS MAJORS / SALARY RANGES

■ 25TH PERCENTILE    
 ■ 50TH PERCENTILE    
 ■ 75TH PERCENTILE



## STARTING SALARY BY ACADEMIC MAJOR – BACHELOR'S

### BACHELOR'S DEGREES/STARTING SALARY BY ACADEMIC MAJOR

| ACADEMIC MAJOR   | # OF SALARIES | MEAN            | 25TH PERCENTILE | MEDIAN          | 75TH PERCENTILE |
|--|---------------|-----------------|-----------------|-----------------|-----------------|
| Chemistry  | 385           | \$51,721        | \$42,000        | \$50,000        | \$59,535        |
| Geological and Earth Sciences  | 170           | \$47,663        | \$40,000        | \$45,880        | \$57,561        |
| Physics  | 247           | \$68,632        | \$61,000        | \$70,000        | \$78,333        |
| Materials Science  | 9             | \$78,000        | \$66,250        | \$76,667        | \$76,667        |
| <b>SCIENCE TECHNOLOGIES/TECHNICIANS</b>  | <b>30</b>     | <b>\$49,298</b> | <b>\$37,718</b> | <b>\$37,718</b> | <b>\$56,160</b> |
| Science Technologies/Technicians, Other  | 30            | \$49,298        | \$37,718        | \$37,718        | \$56,160        |
| <b>PSYCHOLOGY</b>  | <b>2,963</b>  | <b>\$42,125</b> | <b>\$37,166</b> | <b>\$40,469</b> | <b>\$45,667</b> |
| Psychology   | 2,379         | \$41,898        | \$37,232        | \$40,041        | \$45,513        |
| Research and Experimental Psychology   | 269           | \$46,776        | \$40,536        | \$45,058        | \$53,500        |
| Clinical Counseling and Applied Psychology   | 211           | \$38,327        | \$37,080        | \$37,080        | \$37,080        |
| Psychology, Other  | 5             | \$32,688        | \$31,427        | \$31,427        | \$34,580        |
| <b>HOMELAND SECURITY, LAW ENFORCEMENT, FIREFIGHTING, and RELATED PROTECTIVE SERVICES</b> | <b>1,423</b>  | <b>\$49,105</b> | <b>\$40,375</b> | <b>\$47,920</b> | <b>\$52,500</b> |
| Criminal Justice and Corrections   | 1,102         | \$44,631        | \$40,000        | \$42,639        | \$47,920        |
| Fire Protection  | 103           | \$70,571        | \$60,000        | \$76,459        | \$76,459        |
| Homeland Security  | 87            | \$62,891        | \$54,590        | \$56,000        | \$66,210        |
| Security Science and Technology (Cybersecurity)  | 124           | \$61,416        | \$51,700        | \$64,269        | \$69,196        |
| Homeland Security, Law Enforcement, Firefighting, and Related Protective Services, Other | 7             | \$48,143        | \$39,000        | \$55,000        | \$55,000        |
| <b>PUBLIC ADMINISTRATION and SOCIAL SERVICE PROFESSIONS</b>                              | <b>1,038</b>  | <b>\$48,112</b> | <b>\$37,537</b> | <b>\$41,880</b> | <b>\$61,098</b> |
| Community Organization and Advocacy  | 15            | \$38,194        | \$39,023        | \$39,023        | \$39,023        |
| Public Administration  | 132           | \$56,887        | \$50,603        | \$61,098        | \$61,098        |
| Public Policy Analysis   | 196           | \$59,662        | \$55,230        | \$63,825        | \$65,558        |
| Social Work  | 523           | \$39,204        | \$37,135        | \$37,775        | \$41,894        |
| <b>SOCIAL SCIENCES</b>   | <b>5,505</b>  | <b>\$57,022</b> | <b>\$45,250</b> | <b>\$54,428</b> | <b>\$67,500</b> |
| Social Sciences  | 151           | \$46,783        | \$36,556        | \$47,815        | \$47,815        |
| Anthropology   | 244           | \$44,313        | \$36,144        | \$44,320        | \$52,000        |
| Criminology  | 243           | \$43,370        | \$38,603        | \$43,680        | \$47,746        |
| Economics  | 2,008         | \$70,291        | \$62,376        | \$69,857        | \$79,787        |
| Geography  | 147           | \$49,504        | \$43,100        | \$47,840        | \$56,667        |
| International Relations and National Security Studies                                    | 504           | \$54,950        | \$50,000        | \$55,000        | \$60,342        |
| Political Science and Government   | 1,395         | \$51,099        | \$43,227        | \$50,000        | \$57,826        |
| Sociology  | 670           | \$46,092        | \$38,500        | \$46,602        | \$52,000        |
| Urban Studies/Affairs  | 28            | \$56,721        | \$51,867        | \$57,100        | \$59,200        |
| Sociology and Anthropology   | 15            | \$40,513        | \$35,667        | \$38,500        | \$46,280        |
| Social Sciences, Other   | 98            | \$50,309        | \$47,000        | \$47,000        | \$47,000        |
| <b>CONSTRUCTION TRADES</b>   | <b>16</b>     | <b>\$61,875</b> | <b>\$63,857</b> | <b>\$63,857</b> | <b>\$63,857</b> |
| Building/Construction Finishing, Management, and Inspection                              | 16            | \$61,875        | \$63,857        | \$63,857        | \$63,857        |



# STARTING SALARY BY ACADEMIC MAJOR – BACHELOR'S

## BACHELOR'S DEGREES/STARTING SALARY BY ACADEMIC MAJOR

| ACADEMIC MAJOR   | # OF SALARIES | MEAN            | 25TH PERCENTILE | MEDIAN          | 75TH PERCENTILE |
|--|---------------|-----------------|-----------------|-----------------|-----------------|
| <b>MECHANIC AND REPAIR TECHNOLOGIES</b>                              | <b>20</b>     | <b>\$76,569</b> | <b>\$80,801</b> | <b>\$80,801</b> | <b>\$80,801</b> |
| Vehicle Maintenance and Repair Technologies                          | 20            | \$76,569        | \$80,801        | \$80,801        | \$80,801        |
| <b>TRANSPORTATION and MATERIALS MOVING</b>                           | <b>402</b>    | <b>\$59,927</b> | <b>\$47,833</b> | <b>\$55,706</b> | <b>\$75,000</b> |
| Air Transportation   | 380           | \$59,199        | \$46,500        | \$55,706        | \$75,000        |
| Marine Transportation  | 22            | \$72,500        | \$72,500        | \$72,500        | \$72,500        |
| <b>VISUAL and PERFORMING ARTS</b>                                    | <b>2,146</b>  | <b>\$43,988</b> | <b>\$35,360</b> | <b>\$43,045</b> | <b>\$49,800</b> |
| Visual and Performing Arts   | 52            | \$41,497        | \$33,520        | \$38,367        | \$49,040        |
| Crafts/Craft Design, Folk Art and Artisanry                          | 23            | \$67,606        | \$69,181        | \$69,181        | \$69,181        |
| Dance  | 59            | \$45,392        | \$36,830        | \$38,980        | \$52,750        |
| Design and Applied Arts  | 558           | \$49,664        | \$43,014        | \$47,529        | \$52,176        |
| Drama/Theatre Arts   | 229           | \$37,020        | \$29,867        | \$35,322        | \$46,817        |
| Film/Video and Photographic Arts                                     | 249           | \$43,788        | \$40,000        | \$41,250        | \$50,000        |
| Fine and Studio Arts   | 540           | \$40,866        | \$34,818        | \$40,000        | \$45,269        |
| Music  | 300           | \$44,035        | \$34,267        | \$40,529        | \$50,880        |
| Arts, Entertainment, and Media Management                            | 114           | \$39,809        | \$38,000        | \$39,866        | \$43,091        |
| Visual and Performing Arts, Other                                    | 17            | \$54,782        | \$54,246        | \$54,246        | \$55,250        |
| <b>HEALTH PROFESSIONS and RELATED PROGRAMS</b>                       | <b>7,505</b>  | <b>\$58,849</b> | <b>\$48,000</b> | <b>\$59,979</b> | <b>\$65,512</b> |
| Communication Disorders Sciences                                     | 128           | \$42,515        | \$36,773        | \$43,680        | \$48,000        |
| Dental Support Services  | 24            | \$73,842        | \$70,800        | \$77,500        | \$79,820        |
| Health and Medical Administrative Services                           | 634           | \$49,426        | \$48,000        | \$48,000        | \$49,780        |
| Allied Health and Medical Assisting Services                         | 24            | \$49,774        | \$51,635        | \$51,635        | \$51,635        |
| Allied Health Diagnostic, Intervention, and Treatment Professions    | 172           | \$55,841        | \$49,000        | \$53,477        | \$61,226        |
| Clinical/Medical Laboratory Sciences                                 | 84            | \$55,244        | \$51,220        | \$55,286        | \$60,601        |
| Health/Medical Preparatory Programs                                  | 206           | \$47,784        | \$46,000        | \$50,342        | \$50,342        |
| Medical Clinical Sciences/Graduate Medical Studies                   | 4             | \$36,920        | \$36,920        | \$36,920        | \$36,920        |
| Mental and Social Health Services                                    | 117           | \$40,740        | \$40,443        | \$40,443        | \$40,443        |
| Pharmacy, Pharmaceutical Sciences, and Administration                | 136           | \$77,458        | \$83,579        | \$83,579        | \$83,579        |
| Public Health  | 495           | \$46,520        | \$40,900        | \$44,715        | \$52,560        |
| Rehabilitation and Therapeutic Professions                           | 64            | \$40,059        | \$37,194        | \$40,450        | \$44,855        |
| Medical Illustration and Informatics                                 | 8             | \$63,612        | \$51,676        | \$52,000        | \$80,000        |
| Dietetics and Clinical Nutrition Services                            | 188           | \$42,086        | \$40,000        | \$40,000        | \$40,000        |
| Bioethics/Medical Ethics   | 94            | \$55,283        | \$50,000        | \$58,224        | \$58,224        |
| Registered Nursing   | 4,539         | \$65,709        | \$60,000        | \$64,116        | \$69,231        |
| Health Professions and Related Clinical Sciences, Other              | 27            | \$39,599        | \$36,350        | \$37,143        | \$41,600        |
| <b>BUSINESS, MANAGEMENT, MARKETING, and RELATED SUPPORT SERVICES</b> | <b>26,480</b> | <b>\$61,970</b> | <b>\$52,800</b> | <b>\$60,190</b> | <b>\$68,212</b> |
| Business, General  | 2,589         | \$65,246        | \$54,250        | \$65,000        | \$68,212        |
| Business Administration/Management                                   | 7,551         | \$61,821        | \$52,002        | \$58,000        | \$71,891        |
| Accounting   | 3,082         | \$60,698        | \$55,722        | \$60,481        | \$63,858        |

# STARTING SALARY BY ACADEMIC MAJOR – BACHELOR'S

## BACHELOR'S DEGREES/STARTING SALARY BY ACADEMIC MAJOR

| ACADEMIC MAJOR   | # OF SALARIES | MEAN            | 25TH PERCENTILE | MEDIAN          | 75TH PERCENTILE |
|--|---------------|-----------------|-----------------|-----------------|-----------------|
| Business/Corporate Communications                                    | 52            | \$49,576        | \$47,454        | \$50,833        | \$52,375        |
| Business/Managerial Economics  | 255           | \$60,998        | \$58,374        | \$64,083        | \$66,878        |
| Entrepreneurial and Small Business Operations                        | 257           | \$53,031        | \$45,000        | \$53,842        | \$59,344        |
| Finance  | 4,604         | \$66,650        | \$60,499        | \$64,117        | \$71,443        |
| Hospitality Administration/Management                                | 568           | \$45,105        | \$41,000        | \$43,388        | \$46,362        |
| Human Resources Management   | 462           | \$52,866        | \$46,490        | \$53,708        | \$57,121        |
| International Business   | 344           | \$63,436        | \$53,500        | \$60,000        | \$69,167        |
| Management Information Systems                                       | 1,176         | \$71,208        | \$65,603        | \$69,406        | \$72,500        |
| Management Sciences and Quantitative Methods (Actuarial)             | 1,109         | \$74,068        | \$64,407        | \$70,000        | \$86,592        |
| Marketing  | 3,171         | \$53,359        | \$49,380        | \$53,231        | \$56,786        |
| Real Estate  | 191           | \$64,871        | \$60,190        | \$63,859        | \$68,389        |
| Insurance  | 105           | \$59,206        | \$58,561        | \$58,561        | \$58,561        |
| General Sales and Merchandising                                      | 112           | \$55,058        | \$49,874        | \$57,906        | \$60,203        |
| Specialized Sales and Merchandising                                  | 70            | \$43,990        | \$40,908        | \$41,424        | \$54,689        |
| Construction Management  | 281           | \$65,280        | \$61,884        | \$63,500        | \$66,326        |
| Business, Management, Marketing, and Related Support Services, Other | 484           | \$52,437        | \$46,214        | \$51,853        | \$52,942        |
| <b>HISTORY</b>   | <b>591</b>    | <b>\$46,663</b> | <b>\$38,333</b> | <b>\$47,722</b> | <b>\$55,000</b> |
| History  | 591           | \$46,663        | \$38,333        | \$47,722        | \$55,000        |



## STARTING SALARY BY ACADEMIC MAJOR – MASTER’S

### AVERAGE SALARIES BY DISCIPLINE/MASTER’S DEGREES

| BROAD CATEGORY  | MEAN  | 25TH PERCENTILE | MEDIAN    | 75TH PERCENTILE | RESPONSES |
|---|-------|-----------------|-----------|-----------------|-----------|
| Agriculture   | 177   | \$57,599        | \$46,500  | \$57,933        | \$67,333  |
| Natural Resources   | 185   | \$58,632        | \$48,671  | \$54,518        | \$71,682  |
| Architecture and Related Services   | 339   | \$63,084        | \$53,798  | \$58,333        | \$63,167  |
| Area, Ethnic, Cultural, Gender, and Group Studies                                 | 51    | \$61,347        | \$50,283  | \$57,156        | \$64,000  |
| Communication, Journalism, and Related Programs                                   | 388   | \$58,790        | \$51,290  | \$58,000        | \$65,000  |
| Communications Technologies   | 6     | \$50,993        | \$22,720  | \$47,760        | \$80,000  |
| Computer and Information Sciences and Support Services                            | 1,872 | \$105,894       | \$90,849  | \$109,954       | \$129,350 |
| Education   | 4,299 | \$52,884        | \$46,533  | \$51,050        | \$58,997  |
| Engineering   | 2,739 | \$98,036        | \$80,000  | \$92,667        | \$120,482 |
| Engineering Technologies  | 376   | \$90,607        | \$83,224  | \$84,387        | \$94,400  |
| Foreign Languages, Literatures, and Linguistics                                   | 45    | \$60,163        | \$46,963  | \$54,500        | \$72,000  |
| Family and Consumer Sciences/Human Sciences                                       | 161   | \$56,850        | \$50,850  | \$53,112        | \$64,481  |
| Legal Studies   | 225   | \$74,651        | \$53,000  | \$75,000        | \$94,259  |
| English Language and Literature/Letters   | 171   | \$53,317        | \$44,391  | \$49,140        | \$64,250  |
| Liberal Arts and Sciences, General Studies, and Humanities                        | 94    | \$72,675        | \$59,410  | \$85,000        | \$85,000  |
| Library Science   | 250   | \$54,048        | \$48,034  | \$56,577        | \$56,577  |
| Biological and Biomedical Sciences  | 449   | \$68,537        | \$50,000  | \$69,476        | \$80,000  |
| Mathematics and Statistics  | 296   | \$83,444        | \$67,802  | \$76,787        | \$98,400  |
| Multi/Interdisciplinary Studies   | 1,210 | \$71,940        | \$47,988  | \$69,362        | \$87,779  |
| Parks, Recreation, Leisure, and Fitness Studies                                   | 255   | \$48,716        | \$40,000  | \$45,000        | \$55,000  |
| Philosophy and Religious Studies  | 10    | \$45,880        | \$28,000  | \$37,492        | \$60,000  |
| Theology and Religious Vocations  | 31    | \$48,482        | \$38,333  | \$47,573        | \$58,000  |
| Physical Sciences   | 134   | \$69,604        | \$56,840  | \$65,500        | \$79,400  |
| Psychology  | 625   | \$58,276        | \$49,167  | \$55,000        | \$60,000  |
| Homeland Security, Law Enforcement, Firefighting, and Related Protective Services | 431   | \$62,354        | \$50,840  | \$58,409        | \$70,250  |
| Public Administration and Social Service Professions                              | 2,019 | \$59,542        | \$50,904  | \$57,277        | \$64,429  |
| Social Sciences   | 480   | \$65,059        | \$52,160  | \$62,570        | \$76,639  |
| Mechanic and Repair Technologies  | 5     | \$106,400       | \$106,400 | \$106,400       | \$106,400 |
| Transportation and Materials Moving   | 97    | \$84,104        | \$90,627  | \$90,627        | \$90,627  |
| Visual and Performing Arts  | 269   | \$55,812        | \$46,000  | \$55,333        | \$66,367  |
| Health Professions and Related Programs   | 3,309 | \$70,958        | \$54,927  | \$70,000        | \$79,560  |
| Business, Management, Marketing, and Related Support Services                     | 7,107 | \$87,976        | \$66,436  | \$78,167        | \$100,200 |
| History   | 64    | \$53,137        | \$42,479  | \$52,420        | \$57,936  |

## STARTING SALARY BY ACADEMIC MAJOR – MASTER’S

### MASTER’S DEGREES/STARTING SALARY BY ACADEMIC MAJOR

| ACADEMIC MAJOR  | # OF SALARIES | MEAN             | 25TH PERCENTILE | MEDIAN           | 75TH PERCENTILE  |
|---|---------------|------------------|-----------------|------------------|------------------|
| <b>AGRICULTURE</b>  | <b>177</b>    | <b>\$57,599</b>  | <b>\$46,500</b> | <b>\$57,933</b>  | <b>\$67,333</b>  |
| Agricultural Business and Management                          | 34            | \$54,702         | \$40,280        | \$60,000         | \$70,250         |
| Agricultural Production Operations                            | 17            | \$62,553         | \$46,489        | \$46,489         | \$85,000         |
| Agricultural Public Services                                  | 9             | \$49,278         | \$41,000        | \$56,667         | \$56,667         |
| Animal Sciences   | 24            | \$55,159         | \$48,500        | \$59,425         | \$61,252         |
| Food Science and Technology                                   | 16            | \$74,673         | \$70,500        | \$75,836         | \$78,486         |
| Plant Science   | 51            | \$59,078         | \$52,500        | \$57,933         | \$75,135         |
| Soil Sciences   | 5             | \$47,324         | \$40,000        | \$52,000         | \$57,750         |
| Veterinary Biomedical and Clinical Sciences                   | 7             | \$53,786         | \$46,833        | \$59,000         | \$59,000         |
| <b>NATURAL RESOURCES</b>                                      | <b>185</b>    | <b>\$58,632</b>  | <b>\$48,671</b> | <b>\$54,518</b>  | <b>\$71,682</b>  |
| Natural Resources Conservation and Research                   | 109           | \$57,501         | \$48,581        | \$54,518         | \$68,000         |
| Natural Resources Management                                  | 61            | \$64,783         | \$54,094        | \$71,682         | \$71,682         |
| Forestry  | 11            | \$43,909         | \$31,000        | \$48,671         | \$52,773         |
| Wildlife and Wildlands Science and Management                 | 4             | \$36,130         | \$33,760        | \$36,000         | \$38,500         |
| <b>ARCHITECTURE and RELATED SERVICES</b>                      | <b>339</b>    | <b>\$63,084</b>  | <b>\$53,798</b> | <b>\$58,333</b>  | <b>\$63,167</b>  |
| Architecture  | 122           | \$56,212         | \$52,773        | \$53,798         | \$60,812         |
| City/Urban, Community, and Regional Planning                  | 74            | \$66,850         | \$54,397        | \$61,623         | \$75,246         |
| Environmental Design  | 18            | \$61,949         | \$58,887        | \$62,277         | \$65,667         |
| Interior Architecture   | 29            | \$57,028         | \$57,134        | \$57,134         | \$57,134         |
| Landscape Architecture  | 36            | \$57,439         | \$55,000        | \$57,321         | \$59,875         |
| Architectural Sciences and Technology                         | 39            | \$58,516         | \$57,985        | \$59,679         | \$60,752         |
| Real Estate Development                                       | 20            | \$118,300        | \$130,000       | \$130,000        | \$130,000        |
| <b>AREA, ETHNIC, CULTURAL, GENDER, and GROUP STUDIES</b>      | <b>51</b>     | <b>\$61,347</b>  | <b>\$50,283</b> | <b>\$57,156</b>  | <b>\$64,000</b>  |
| Area Studies  | 44            | \$63,680         | \$52,518        | \$59,000         | \$63,707         |
| Ethnic, Cultural Minority, Gender, and Group Studies          | 7             | \$46,686         | \$29,400        | \$42,500         | \$64,000         |
| <b>COMMUNICATION, JOURNALISM, and RELATED PROGRAMS</b>        | <b>388</b>    | <b>\$58,790</b>  | <b>\$51,290</b> | <b>\$58,000</b>  | <b>\$65,000</b>  |
| Communication and Media Studies                               | 157           | \$58,929         | \$53,889        | \$59,440         | \$65,491         |
| Journalism  | 47            | \$53,575         | \$43,840        | \$53,747         | \$60,119         |
| Radio, Television, and Digital Communication                  | 61            | \$63,291         | \$52,500        | \$65,000         | \$65,000         |
| Public Relations, Advertising, and Applied Communication      | 107           | \$58,243         | \$51,290        | \$57,750         | \$65,000         |
| Communication, Journalism, and Related Programs, Other        | 14            | \$58,214         | \$46,000        | \$46,000         | \$55,000         |
| <b>COMMUNICATIONS TECHNOLOGIES</b>                            | <b>6</b>      | <b>\$50,993</b>  | <b>\$22,720</b> | <b>\$47,760</b>  | <b>\$80,000</b>  |
| *insufficient data by major                                   |               |                  |                 |                  |                  |
| <b>COMPUTER and INFORMATION SCIENCES and SUPPORT SERVICES</b> | <b>1,872</b>  | <b>\$105,894</b> | <b>\$90,849</b> | <b>\$109,954</b> | <b>\$129,350</b> |
| Computer and Information Science                              | 552           | \$110,731        | \$91,000        | \$126,760        | \$130,192        |
| Information Science   | 224           | \$69,521         | \$52,330        | \$71,103         | \$71,103         |
| Computer Systems Analysis                                     | 14            | \$85,250         | \$61,667        | \$102,938        | \$102,938        |
| Computer Science  | 662           | \$117,591        | \$103,888       | \$116,712        | \$129,854        |

# STARTING SALARY BY ACADEMIC MAJOR – MASTER’S

## MASTER’S DEGREES/STARTING SALARY BY ACADEMIC MAJOR

| ACADEMIC MAJOR  | # OF SALARIES | MEAN            | 25TH PERCENTILE | MEDIAN          | 75TH PERCENTILE  |
|---|---------------|-----------------|-----------------|-----------------|------------------|
| Computer Software and Media Applications                      | 144           | \$107,025       | \$104,794       | \$109,954       | \$124,066        |
| Computer Systems Networking and Telecommunications            | 8             | \$122,131       | \$115,293       | \$115,293       | \$115,293        |
| Computer/Information Technology Administration and Management | 266           | \$97,675        | \$75,197        | \$107,471       | \$114,139        |
| <b>EDUCATION</b>  | <b>4,299</b>  | <b>\$52,884</b> | <b>\$46,533</b> | <b>\$51,050</b> | <b>\$58,997</b>  |
| Education, General  | 398           | \$59,372        | \$51,054        | \$57,098        | \$63,523         |
| Bilingual Education   | 8             | \$65,003        | \$41,675        | \$53,337        | \$100,000        |
| Curriculum and Instruction                                    | 312           | \$51,003        | \$46,165        | \$47,546        | \$52,875         |
| Education Administration and Supervision                      | 916           | \$55,849        | \$47,036        | \$56,024        | \$59,840         |
| Educational/Instructional Media Design                        | 163           | \$58,452        | \$52,143        | \$59,300        | \$61,991         |
| Educational Assessment, Evaluation, and Research              | 25            | \$69,954        | \$57,000        | \$65,792        | \$68,000         |
| International and Comparative Education                       | 10            | \$54,531        | \$53,954        | \$53,954        | \$55,395         |
| Social and Philosophical Foundations of Education             | 4             | \$62,659        | \$55,318        | \$70,000        | \$70,000         |
| Special Education and Teaching                                | 505           | \$50,018        | \$46,765        | \$49,842        | \$52,500         |
| Student Counseling and Personnel Services                     | 410           | \$51,667        | \$47,190        | \$49,985        | \$56,369         |
| Teacher Education, Specific Levels and Methods                | 823           | \$47,579        | \$43,315        | \$46,802        | \$51,183         |
| Teacher Education, Specific Subject Areas                     | 584           | \$53,432        | \$44,737        | \$51,463        | \$59,185         |
| Teaching English as a Second Language                         | 68            | \$49,242        | \$44,000        | \$48,000        | \$59,411         |
| Teaching Assistants/Aides                                     | 7             | \$47,857        | \$41,667        | \$41,667        | \$41,667         |
| Education, Other  | 21            | \$44,341        | \$40,000        | \$40,000        | \$47,053         |
| <b>ENGINEERING</b>  | <b>2,739</b>  | <b>\$98,036</b> | <b>\$80,000</b> | <b>\$92,667</b> | <b>\$120,482</b> |
| Engineering, General  | 162           | \$89,611        | \$86,217        | \$88,351        | \$92,200         |
| Aerospace Engineering   | 106           | \$90,885        | \$80,036        | \$85,634        | \$97,517         |
| Agricultural Engineering                                      | 11            | \$69,569        | \$61,500        | \$70,920        | \$78,750         |
| Architectural Engineering                                     | 49            | \$79,215        | \$65,029        | \$72,507        | \$94,174         |
| Biomedical/Medical Engineering                                | 89            | \$75,716        | \$66,447        | \$77,417        | \$80,664         |
| Chemical Engineering  | 68            | \$82,996        | \$78,538        | \$83,148        | \$83,876         |
| Civil Engineering   | 291           | \$73,871        | \$68,500        | \$74,411        | \$79,239         |
| Computer Engineering  | 477           | \$122,903       | \$119,381       | \$123,036       | \$130,606        |
| Electrical, Electronics, and Communications Engineering       | 275           | \$100,291       | \$87,500        | \$100,000       | \$116,003        |
| Engineering Physics   | 13            | \$72,800        | \$70,700        | \$79,700        | \$79,700         |
| Engineering Science   | 9             | \$63,734        | \$60,526        | \$66,300        | \$66,300         |
| Environmental/Environmental Health Engineering                | 22            | \$64,854        | \$54,857        | \$62,500        | \$73,500         |
| Materials Engineering   | 54            | \$88,216        | \$81,350        | \$83,727        | \$89,181         |
| Mechanical Engineering  | 380           | \$87,909        | \$79,330        | \$85,046        | \$90,555         |
| Mining and Mineral Engineering                                | 18            | \$76,117        | \$77,000        | \$77,000        | \$77,000         |
| Petroleum Engineering   | 6             | \$53,820        | \$45,000        | \$52,660        | \$70,000         |
| Systems Engineering   | 154           | \$109,926       | \$95,500        | \$106,329       | \$125,100        |
| Construction Engineering                                      | 8             | \$83,688        | \$83,500        | \$85,375        | \$87,250         |
| Industrial Engineering  | 96            | \$88,798        | \$82,079        | \$84,100        | \$93,834         |

## STARTING SALARY BY ACADEMIC MAJOR – MASTER’S

### MASTER’S DEGREES/STARTING SALARY BY ACADEMIC MAJOR

| ACADEMIC MAJOR  | # OF SALARIES | MEAN            | 25TH PERCENTILE | MEDIAN          | 75TH PERCENTILE |
|---|---------------|-----------------|-----------------|-----------------|-----------------|
| Manufacturing Engineering   | 11            | \$85,027        | \$81,667        | \$85,100        | \$93,333        |
| Operations Research   | 5             | \$93,331        | \$83,328        | \$100,000       | \$100,000       |
| Geological/Geophysical Engineering                                | 5             | \$75,700        | \$75,700        | \$75,700        | \$75,700        |
| Mechatronics, Robotics, and Automation Engineering                | 38            | \$103,949       | \$100,750       | \$105,240       | \$105,240       |
| Biological/Biosystems Engineering                                 | 5             | \$56,900        | \$59,000        | \$60,250        | \$60,250        |
| Electrical and Computer Engineering                               | 28            | \$104,623       | \$96,497        | \$96,497        | \$102,333       |
| Engineering, Other  | 74            | \$92,824        | \$83,883        | \$98,298        | \$98,298        |
| <b>ENGINEERING TECHNOLOGIES</b>                                   | <b>376</b>    | <b>\$90,607</b> | <b>\$83,224</b> | <b>\$84,387</b> | <b>\$94,400</b> |
| Electrical Engineering Technologies                               | 8             | \$91,181        | \$85,099        | \$95,500        | \$95,500        |
| Electromechanical Technologies                                    | 23            | \$134,347       | \$130,833       | \$130,833       | \$138,181       |
| Environmental Control Technologies                                | 12            | \$94,417        | \$77,250        | \$77,250        | \$115,000       |
| Industrial Production Technologies                                | 27            | \$86,714        | \$83,899        | \$83,899        | \$83,899        |
| Quality Control and Safety Technologies/Technicians               | 21            | \$82,899        | \$76,347        | \$81,500        | \$95,918        |
| Mechanical Engineering-Related Technologies                       | 6             | \$76,667        | \$76,667        | \$76,667        | \$76,667        |
| Construction Engineering Technologies                             | 14            | \$70,941        | \$70,941        | \$70,941        | \$70,941        |
| Engineering-Related Fields  | 258           | \$89,427        | \$84,387        | \$89,313        | \$94,182        |
| <b>FOREIGN LANGUAGES, LITERATURES, and LINGUISTICS</b>            | <b>45</b>     | <b>\$60,163</b> | <b>\$46,963</b> | <b>\$54,500</b> | <b>\$72,000</b> |
| Linguistic, Comparative, and Related Language Studies             | 18            | \$68,840        | \$54,000        | \$71,000        | \$79,250        |
| Romance Languages   | 14            | \$53,200        | \$46,963        | \$51,479        | \$69,000        |
| <b>FAMILY and CONSUMER SCIENCES/HUMAN SCIENCES</b>                | <b>161</b>    | <b>\$56,850</b> | <b>\$50,850</b> | <b>\$53,112</b> | <b>\$64,481</b> |
| Family and Consumer Sciences/Human Sciences                       | 30            | \$57,619        | \$52,794        | \$61,074        | \$64,481        |
| Family and Consumer Economics and Related Studies                 | 20            | \$81,186        | \$58,016        | \$91,117        | \$91,117        |
| Foods, Nutrition, and Related Services                            | 39            | \$62,692        | \$55,563        | \$61,336        | \$67,577        |
| Human Development, Family Studies, and Related Services           | 61            | \$48,752        | \$43,196        | \$50,850        | \$52,410        |
| Apparel and Textiles  | 7             | \$43,112        | \$43,053        | \$43,156        | \$43,156        |
| Family and Consumer Sciences/Human Sciences, Other                | 4             | \$20,000        | \$20,000        | \$20,000        | \$20,000        |
| <b>LEGAL STUDIES</b>  | <b>225</b>    | <b>\$74,651</b> | <b>\$53,000</b> | <b>\$75,000</b> | <b>\$94,259</b> |
| Legal Research and Advanced Professional Studies                  | 150           | \$79,426        | \$55,000        | \$94,259        | \$94,259        |
| Legal Support Services  | 39            | \$52,555        | \$52,555        | \$52,555        | \$52,555        |
| Legal Professions and Studies, Other                              | 11            | \$62,636        | \$52,333        | \$52,333        | \$75,000        |
| <b>ENGLISH LANGUAGE and LITERATURE/LETTERS</b>                    | <b>171</b>    | <b>\$53,317</b> | <b>\$44,391</b> | <b>\$49,140</b> | <b>\$64,250</b> |
| English Language and Literature/Letters                           | 106           | \$53,315        | \$45,103        | \$49,684        | \$64,500        |
| Rhetoric and Composition/Writing Studies                          | 45            | \$49,901        | \$40,000        | \$45,875        | \$55,000        |
| Literature  | 16            | \$66,524        | \$60,543        | \$60,543        | \$72,709        |
| English Language and Literature/Letters, Other                    | 4             | \$38,968        | \$38,968        | \$38,968        | \$38,968        |
| <b>LIBERAL ARTS and SCIENCES, GENERAL STUDIES, and HUMANITIES</b> | <b>94</b>     | <b>\$72,675</b> | <b>\$59,410</b> | <b>\$85,000</b> | <b>\$85,000</b> |
| Liberal Arts and Sciences, General Studies, and Humanities        | 89            | \$73,725        | \$62,000        | \$85,000        | \$85,000        |
| <b>LIBRARY SCIENCE</b>  | <b>250</b>    | <b>\$54,048</b> | <b>\$48,034</b> | <b>\$56,577</b> | <b>\$56,577</b> |
| *insufficient data by major                                       |               |                 |                 |                 |                 |

## STARTING SALARY BY ACADEMIC MAJOR – MASTER’S

### MASTER’S DEGREES/STARTING SALARY BY ACADEMIC MAJOR

| ACADEMIC MAJOR  | # OF SALARIES | MEAN            | 25TH PERCENTILE | MEDIAN          | 75TH PERCENTILE |
|---|---------------|-----------------|-----------------|-----------------|-----------------|
| <b>BIOLOGICAL and BIOMEDICAL SCIENCES</b>                 | <b>449</b>    | <b>\$68,537</b> | <b>\$50,000</b> | <b>\$69,476</b> | <b>\$80,000</b> |
| Biology   | 188           | \$63,395        | \$50,500        | \$67,625        | \$69,476        |
| Biochemistry, Biophysics, and Molecular Biology           | 19            | \$72,574        | \$58,000        | \$72,107        | \$78,917        |
| Cell/Cellular Biology                                     | 6             | \$48,240        | \$40,000        | \$48,100        | \$59,120        |
| Microbiological Sciences                                  | 5             | \$50,152        | \$48,200        | \$50,400        | \$56,160        |
| Zoology/Animal Biology                                    | 13            | \$45,846        | \$47,000        | \$47,000        | \$47,000        |
| Genetics  | 8             | \$62,800        | \$51,000        | \$69,667        | \$70,959        |
| Physiology, Pathology, and Related Sciences               | 25            | \$52,778        | \$41,667        | \$41,667        | \$59,625        |
| Pharmacology and Toxicology                               | 5             | \$77,566        | \$78,208        | \$78,208        | \$78,208        |
| Biomathematics, Bioinformatics, and Computational Biology | 73            | \$98,931        | \$80,000        | \$87,633        | \$140,309       |
| Biotechnology   | 59            | \$75,029        | \$72,760        | \$80,507        | \$80,507        |
| Ecology, Evolution, Systematics, and Population Biology   | 36            | \$48,266        | \$37,959        | \$40,714        | \$54,000        |
| Biological Sciences, Other                                | 6             | \$68,872        | \$68,872        | \$68,872        | \$68,872        |
| <b>MATHEMATICS and STATISTICS</b>                         | <b>296</b>    | <b>\$83,444</b> | <b>\$67,802</b> | <b>\$76,787</b> | <b>\$98,400</b> |
| Mathematics   | 50            | \$68,009        | \$51,500        | \$67,802        | \$79,600        |
| Applied Mathematics                                       | 126           | \$80,184        | \$69,065        | \$76,787        | \$93,391        |
| Statistics  | 99            | \$98,838        | \$77,706        | \$106,314       | \$121,132       |
| Applied Statistics  | 17            | \$70,780        | \$60,500        | \$62,500        | \$75,167        |
| <b>MULTI/INTERDISCIPLINARY STUDIES</b>                    | <b>1,210</b>  | <b>\$71,940</b> | <b>\$47,988</b> | <b>\$69,362</b> | <b>\$87,779</b> |
| Multi/Interdisciplinary Studies                           | 20            | \$58,801        | \$46,333        | \$63,604        | \$69,500        |
| Biological and Physical Sciences                          | 4             | \$81,000        | \$65,000        | \$81,000        | \$97,000        |
| Peace Studies and Conflict Resolution                     | 12            | \$53,718        | \$45,259        | \$46,000        | \$47,000        |
| Systems Science and Theory                                | 37            | \$78,778        | \$76,600        | \$81,500        | \$81,500        |
| Mathematics and Computer Science                          | 4             | \$98,750        | \$98,750        | \$98,750        | \$98,750        |
| Gerontology   | 10            | \$60,542        | \$61,000        | \$61,500        | \$62,000        |
| Museology/Museum Studies                                  | 18            | \$45,928        | \$42,374        | \$50,434        | \$50,434        |
| Behavioral Sciences                                       | 435           | \$47,988        | \$47,988        | \$47,988        | \$47,988        |
| Nutrition Sciences  | 45            | \$55,758        | \$46,000        | \$55,853        | \$66,429        |
| International/Global Studies                              | 14            | \$53,343        | \$45,000        | \$55,333        | \$55,333        |
| Computational Science                                     | 7             | \$99,857        | \$64,000        | \$90,000        | \$139,000       |
| Human Computer Interaction                                | 13            | \$103,192       | \$80,250        | \$83,567        | \$128,160       |
| Sustainability Studies                                    | 33            | \$69,788        | \$59,255        | \$60,100        | \$88,000        |
| Geography and Environmental Studies                       | 5             | \$51,800        | \$36,000        | \$36,000        | \$62,000        |
| Data Science  | 61            | \$107,031       | \$99,077        | \$99,741        | \$126,321       |
| Data Analytics  | 466           | \$91,793        | \$85,167        | \$87,589        | \$107,601       |
| Multi/Interdisciplinary Studies, Other                    | 15            | \$88,587        | \$37,500        | \$119,750       | \$119,750       |
| <b>PARKS, RECREATION, LEISURE, and FITNESS STUDIES</b>    | <b>255</b>    | <b>\$48,716</b> | <b>\$40,000</b> | <b>\$45,000</b> | <b>\$55,000</b> |
| Parks, Recreation, and Leisure Studies                    | 4             | \$44,750        | \$38,500        | \$44,250        | \$51,000        |
| Parks, Recreation, and Leisure Facilities Management      | 15            | \$37,861        | \$40,000        | \$40,000        | \$40,000        |
| Health and Physical Education/Fitness                     | 233           | \$49,606        | \$41,059        | \$47,000        | \$57,000        |

# STARTING SALARY BY ACADEMIC MAJOR – MASTER’S

## MASTER’S DEGREES/STARTING SALARY BY ACADEMIC MAJOR

| ACADEMIC MAJOR   | # OF SALARIES | MEAN            | 25TH PERCENTILE | MEDIAN          | 75TH PERCENTILE |
|--|---------------|-----------------|-----------------|-----------------|-----------------|
| <b>PHILOSOPHY and RELIGIOUS STUDIES</b>  | <b>10</b>     | <b>\$45,880</b> | <b>\$28,000</b> | <b>\$37,492</b> | <b>\$60,000</b> |
| Philosophy   | 5             | \$52,549        | \$36,483        | \$38,500        | \$60,000        |
| Religion/Religious Studies   | 5             | \$39,212        | \$25,750        | \$28,000        | \$50,000        |
| <b>THEOLOGY and RELIGIOUS VOCATIONS</b>  | <b>31</b>     | <b>\$48,482</b> | <b>\$38,333</b> | <b>\$47,573</b> | <b>\$58,000</b> |
| Bible/Biblical Studies   | 4             | \$35,250        | \$35,250        | \$35,250        | \$35,250        |
| Theological and Ministerial Studies  | 22            | \$51,557        | \$47,573        | \$51,810        | \$58,000        |
| Pastoral Counseling and Specialized Ministries   | 4             | \$49,420        | \$40,340        | \$51,090        | \$58,500        |
| <b>PHYSICAL SCIENCES</b>   | <b>134</b>    | <b>\$69,604</b> | <b>\$56,840</b> | <b>\$65,500</b> | <b>\$79,400</b> |
| Atmospheric Sciences and Meteorology   | 8             | \$70,473        | \$57,750        | \$61,267        | \$75,633        |
| Chemistry  | 21            | \$64,150        | \$54,000        | \$60,000        | \$70,000        |
| Geological and Earth Sciences  | 66            | \$65,598        | \$58,250        | \$65,200        | \$70,464        |
| Physics  | 30            | \$79,285        | \$54,080        | \$69,340        | \$95,000        |
| Materials Science  | 8             | \$82,875        | \$79,400        | \$79,400        | \$88,950        |
| <b>PSYCHOLOGY</b>  | <b>625</b>    | <b>\$58,276</b> | <b>\$49,167</b> | <b>\$55,000</b> | <b>\$60,000</b> |
| Psychology   | 79            | \$53,005        | \$44,835        | \$51,182        | \$57,500        |
| Research and Experimental Psychology   | 62            | \$58,252        | \$55,621        | \$55,621        | \$58,960        |
| Clinical Counseling and Applied Psychology   | 472           | \$59,368        | \$49,250        | \$55,000        | \$60,625        |
| Psychology, Other  | 12            | \$50,169        | \$44,728        | \$49,833        | \$57,415        |
| <b>HOMELAND SECURITY, LAW ENFORCEMENT, FIREFIGHTING, and RELATED PROTECTIVE SERVICES</b> | <b>431</b>    | <b>\$62,354</b> | <b>\$50,840</b> | <b>\$58,409</b> | <b>\$70,250</b> |
| Criminal Justice and Corrections   | 214           | \$55,761        | \$44,000        | \$51,605        | \$55,000        |
| Fire Protection  | 57            | \$62,758        | \$61,825        | \$61,825        | \$61,825        |
| Homeland Security  | 77            | \$69,873        | \$58,130        | \$72,175        | \$72,844        |
| Security Science and Technology (Cybersecurity)  | 81            | \$71,688        | \$56,924        | \$62,000        | \$66,671        |
| <b>PUBLIC ADMINISTRATION and SOCIAL SERVICE PROFESSIONS</b>                              | <b>2,019</b>  | <b>\$59,542</b> | <b>\$50,904</b> | <b>\$57,277</b> | <b>\$64,429</b> |
| Public Administration  | 637           | \$66,729        | \$62,000        | \$64,429        | \$71,202        |
| Public Policy Analysis   | 171           | \$68,393        | \$65,000        | \$71,534        | \$71,534        |
| Social Work  | 1,082         | \$54,927        | \$50,904        | \$54,734        | \$58,230        |
| Public Administration and Social Service Professions, Other                              | 15            | \$74,900        | \$66,750        | \$69,000        | \$98,000        |
| <b>SOCIAL SCIENCES</b>   | <b>480</b>    | <b>\$65,059</b> | <b>\$52,160</b> | <b>\$62,570</b> | <b>\$76,639</b> |
| Social Sciences  | 8             | \$58,063        | \$43,000        | \$57,500        | \$60,250        |
| Anthropology   | 17            | \$45,706        | \$38,280        | \$46,000        | \$52,320        |
| Criminology  | 14            | \$46,140        | \$37,440        | \$38,453        | \$49,500        |
| Economics  | 114           | \$70,223        | \$59,222        | \$69,750        | \$77,500        |
| Geography  | 30            | \$54,212        | \$47,335        | \$54,554        | \$54,870        |
| International Relations and National Security Studies                                    | 172           | \$72,344        | \$62,570        | \$69,762        | \$89,876        |
| Political Science and Government   | 50            | \$53,338        | \$51,500        | \$52,767        | \$59,000        |
| Sociology  | 39            | \$54,280        | \$51,000        | \$54,000        | \$57,000        |
| Urban Studies/Affairs  | 17            | \$72,041        | \$55,000        | \$63,500        | \$93,550        |
| Social Sciences, Other   | 17            | \$67,216        | \$76,639        | \$76,639        | \$76,639        |



## STARTING SALARY BY ACADEMIC MAJOR – MASTER’S

### MASTER’S DEGREES/STARTING SALARY BY ACADEMIC MAJOR

| ACADEMIC MAJOR   | # OF SALARIES | MEAN             | 25TH PERCENTILE  | MEDIAN           | 75TH PERCENTILE  |
|--|---------------|------------------|------------------|------------------|------------------|
| <b>MECHANIC AND REPAIR TECHNOLOGIES</b>                              | <b>5</b>      | <b>\$106,400</b> | <b>\$106,400</b> | <b>\$106,400</b> | <b>\$106,400</b> |
| Vehicle Maintenance and Repair Technologies                          | 5             | \$106,400        | \$106,400        | \$106,400        | \$106,400        |
| <b>TRANSPORTATION and MATERIALS MOVING</b>                           | <b>97</b>     | <b>\$84,104</b>  | <b>\$90,627</b>  | <b>\$90,627</b>  | <b>\$90,627</b>  |
| Air Transportation   | 91            | \$85,666         | \$90,627         | \$90,627         | \$90,627         |
| Marine Transportation  | 6             | \$60,417         | \$60,417         | \$60,417         | \$60,417         |
| <b>VISUAL and PERFORMING ARTS</b>                                    | <b>269</b>    | <b>\$55,812</b>  | <b>\$46,000</b>  | <b>\$55,333</b>  | <b>\$66,367</b>  |
| Dance  | 11            | \$61,909         | \$58,833         | \$58,833         | \$61,000         |
| Design and Applied Arts  | 85            | \$63,852         | \$66,367         | \$66,367         | \$66,367         |
| Drama/Theatre Arts   | 29            | \$50,483         | \$37,000         | \$48,000         | \$54,500         |
| Film/Video and Photographic Arts                                     | 5             | \$50,528         | \$35,360         | \$50,000         | \$60,000         |
| Fine and Studio Arts   | 43            | \$54,529         | \$42,500         | \$47,584         | \$60,000         |
| Music  | 60            | \$50,532         | \$38,460         | \$50,000         | \$59,000         |
| Arts, Entertainment, and Media Management                            | 15            | \$53,002         | \$46,250         | \$47,000         | \$60,988         |
| Visual and Performing Arts, Other                                    | 18            | \$48,769         | \$42,463         | \$42,463         | \$55,100         |
| <b>HEALTH PROFESSIONS and RELATED PROGRAMS</b>                       | <b>3,309</b>  | <b>\$70,958</b>  | <b>\$54,927</b>  | <b>\$70,000</b>  | <b>\$79,560</b>  |
| Communication Disorders Sciences                                     | 419           | \$64,185         | \$58,747         | \$65,470         | \$67,413         |
| Advanced/Graduate Dentistry and Oral Sciences                        | 5             | \$208,200        | \$220,500        | \$220,500        | \$250,000        |
| Health and Medical Administrative Services                           | 483           | \$66,104         | \$52,000         | \$62,240         | \$75,018         |
| Allied Health Diagnostic, Intervention, and Treatment Professions    | 218           | \$85,904         | \$50,800         | \$97,313         | \$106,847        |
| Clinical/Medical Laboratory Sciences                                 | 12            | \$66,050         | \$57,250         | \$71,000         | \$74,000         |
| Medicine   | 42            | \$70,575         | \$72,000         | \$72,000         | \$72,000         |
| Mental and Social Health Services                                    | 374           | \$49,159         | \$47,667         | \$48,272         | \$49,712         |
| Pharmacy, Pharmaceutical Sciences, and Administration                | 22            | \$85,927         | \$61,850         | \$73,833         | \$100,000        |
| Public Health  | 474           | \$62,893         | \$54,927         | \$58,785         | \$65,208         |
| Rehabilitation and Therapeutic Professions                           | 132           | \$60,083         | \$46,686         | \$61,364         | \$68,900         |
| Medical Illustration and Informatics                                 | 24            | \$74,737         | \$66,000         | \$72,470         | \$86,514         |
| Dietetics and Clinical Nutrition Services                            | 33            | \$55,568         | \$45,727         | \$49,920         | \$65,000         |
| Bioethics/Medical Ethics   | 41            | \$79,324         | \$72,413         | \$77,000         | \$86,152         |
| Registered Nursing   | 991           | \$85,063         | \$74,451         | \$74,451         | \$90,000         |
| Health Professions and Related Clinical Sciences, Other              | 4             | \$99,750         | \$61,000         | \$61,000         | \$138,500        |
| <b>BUSINESS, MANAGEMENT, MARKETING, and RELATED SUPPORT SERVICES</b> | <b>7,107</b>  | <b>\$87,976</b>  | <b>\$66,436</b>  | <b>\$78,167</b>  | <b>\$100,200</b> |
| Business, General  | 596           | \$110,700        | \$70,000         | \$97,000         | \$167,960        |
| Business Administration/Management                                   | 3,746         | \$95,198         | \$75,117         | \$85,000         | \$113,608        |
| Accounting   | 1,018         | \$63,968         | \$61,556         | \$62,792         | \$66,436         |
| Business/Managerial Economics  | 9             | \$77,333         | \$81,667         | \$81,667         | \$87,750         |
| Entrepreneurial and Small Business Operations                        | 26            | \$64,969         | \$50,000         | \$50,000         | \$82,300         |
| Finance  | 283           | \$76,074         | \$70,261         | \$76,698         | \$81,055         |
| Hospitality Administration/Management                                | 61            | \$58,904         | \$50,000         | \$62,700         | \$63,000         |

## STARTING SALARY BY ACADEMIC MAJOR – MASTER’S

### MASTER’S DEGREES/STARTING SALARY BY ACADEMIC MAJOR

| ACADEMIC MAJOR   | # OF SALARIES | MEAN            | 25TH PERCENTILE | MEDIAN          | 75TH PERCENTILE |
|--|---------------|-----------------|-----------------|-----------------|-----------------|
| Human Resources Management   | 282           | \$73,856        | \$64,913        | \$81,200        | \$85,500        |
| International Business   | 38            | \$68,482        | \$59,500        | \$63,206        | \$63,917        |
| Management Information Systems                                       | 134           | \$100,468       | \$74,883        | \$91,650        | \$119,500       |
| Management Sciences and Quantitative Methods (Actuarial)             | 662           | \$80,998        | \$66,620        | \$82,375        | \$86,747        |
| Marketing  | 93            | \$70,897        | \$65,143        | \$74,296        | \$74,296        |
| Real Estate  | 49            | \$104,243       | \$82,547        | \$95,000        | \$120,967       |
| Taxation   | 35            | \$73,471        | \$63,833        | \$73,000        | \$73,438        |
| Insurance  | 11            | \$82,000        | \$82,000        | \$82,000        | \$82,000        |
| General Sales and Merchandising                                      | 15            | \$75,000        | \$75,000        | \$75,000        | \$75,000        |
| Construction Management  | 16            | \$82,985        | \$62,667        | \$85,781        | \$88,000        |
| Business, Management, Marketing, and Related Support Services, Other | 23            | \$54,161        | \$38,509        | \$60,000        | \$60,808        |
| <b>HISTORY</b>   | <b>64</b>     | <b>\$53,137</b> | <b>\$42,479</b> | <b>\$52,420</b> | <b>\$57,936</b> |
| History  | 64            | \$53,137        | \$42,479        | \$52,420        | \$57,936        |



## STARTING SALARY BY ACADEMIC MAJOR – DOCTORAL

### AVERAGE SALARIES BY DISCIPLINE/DOCTORAL DEGREES

| BROAD CATEGORY  | MEAN | 25TH PERCENTILE | MEDIAN    | 75TH PERCENTILE | RESPONSES |
|---|------|-----------------|-----------|-----------------|-----------|
| Agriculture   | 219  | \$87,910        | \$85,759  | \$93,846        | \$96,414  |
| Natural Resources   | 36   | \$63,390        | \$50,000  | \$60,667        | \$69,167  |
| Architecture and Related Services   | 9    | \$95,517        | \$78,149  | \$80,000        | \$92,500  |
| Area, Ethnic, Cultural, Gender, and Group Studies                                 | 10   | \$49,647        | \$35,000  | \$47,350        | \$56,000  |
| Communication, Journalism, and Related Programs                                   | 35   | \$67,036        | \$53,500  | \$65,000        | \$83,500  |
| Computer and Information Sciences and Support Services                            | 92   | \$138,290       | \$126,000 | \$135,884       | \$155,000 |
| Education   | 467  | \$85,742        | \$65,503  | \$79,333        | \$102,000 |
| Engineering   | 679  | \$107,420       | \$84,667  | \$111,773       | \$123,000 |
| Foreign Languages, Literatures, and Linguistics                                   | 16   | \$56,125        | \$50,000  | \$53,000        | \$62,500  |
| Family and Consumer Sciences/Human Sciences                                       | 14   | \$77,554        | \$68,333  | \$79,587        | \$82,800  |
| Legal Studies   | 177  | \$104,443       | \$94,647  | \$97,500        | \$124,244 |
| English Language and Literature/Letters   | 40   | \$63,814        | \$56,114  | \$62,667        | \$75,156  |
| Biological and Biomedical Sciences  | 217  | \$76,749        | \$55,253  | \$65,500        | \$90,000  |
| Mathematics and Statistics  | 94   | \$92,324        | \$68,670  | \$82,000        | \$108,033 |
| Multi/Interdisciplinary Studies   | 142  | \$83,465        | \$85,748  | \$85,748        | \$85,748  |
| Parks, Recreation, Leisure, and Fitness Studies                                   | 28   | \$74,766        | \$71,333  | \$77,084        | \$79,501  |
| Philosophy and Religious Studies  | 14   | \$44,817        | \$34,921  | \$44,715        | \$54,000  |
| Theology and Religious Vocations  | 10   | \$65,080        | \$68,134  | \$68,134        | \$68,134  |
| Physical Sciences   | 194  | \$83,101        | \$68,500  | \$79,410        | \$98,333  |
| Psychology  | 163  | \$67,327        | \$56,750  | \$62,000        | \$71,208  |
| Homeland Security, Law Enforcement, Firefighting, and Related Protective Services | 15   | \$94,749        | \$71,800  | \$103,000       | \$120,000 |
| Public Administration and Social Service Professions                              | 41   | \$82,739        | \$68,900  | \$72,167        | \$103,948 |
| Social Sciences   | 114  | \$81,295        | \$57,400  | \$65,250        | \$103,333 |
| Visual and Performing Arts  | 34   | \$55,925        | \$45,000  | \$56,467        | \$66,500  |
| Health Professions and Related Programs   | 891  | \$91,724        | \$71,667  | \$79,910        | \$103,182 |
| Business, Management, Marketing, and Related Support Services                     | 105  | \$144,593       | \$109,600 | \$148,500       | \$170,306 |
| History   | 12   | \$53,943        | \$41,830  | \$49,667        | \$67,833  |

## STARTING SALARY BY ACADEMIC MAJOR – DOCTORAL

### DOCTORAL DEGREES/STARTING SALARY BY ACADEMIC MAJOR

| ACADEMIC MAJOR  | # OF SALARIES | MEAN             | 25TH PERCENTILE  | MEDIAN           | 75TH PERCENTILE  |
|---|---------------|------------------|------------------|------------------|------------------|
| <b>AGRICULTURE</b>  | <b>219</b>    | <b>\$87,910</b>  | <b>\$85,759</b>  | <b>\$93,846</b>  | <b>\$96,414</b>  |
| Animal Sciences   | 5             | \$97,400         | \$100,000        | \$107,500        | \$107,500        |
| Food Science and Technology                                   | 12            | \$73,292         | \$63,667         | \$73,000         | \$73,000         |
| Plant Science   | 23            | \$66,589         | \$50,000         | \$64,000         | \$90,500         |
| Veterinary Medicine   | 174           | \$92,197         | \$93,846         | \$93,846         | \$96,414         |
| <b>NATURAL RESOURCES</b>                                      | <b>36</b>     | <b>\$63,390</b>  | <b>\$50,000</b>  | <b>\$60,667</b>  | <b>\$69,167</b>  |
| Natural Resources Conservation and Research                   | 26            | \$60,021         | \$50,000         | \$59,084         | \$68,500         |
| Natural Resources Management                                  | 6             | \$76,250         | \$62,000         | \$69,167         | \$69,167         |
| <b>ARCHITECTURE and RELATED SERVICES</b>                      | <b>9</b>      | <b>\$95,517</b>  | <b>\$78,149</b>  | <b>\$80,000</b>  | <b>\$92,500</b>  |
| *insufficient data by major                                   |               |                  |                  |                  |                  |
| <b>AREA, ETHNIC, CULTURAL, GENDER, and GROUP STUDIES</b>      | <b>10</b>     | <b>\$49,647</b>  | <b>\$35,000</b>  | <b>\$47,350</b>  | <b>\$56,000</b>  |
| Area Studies  | 4             | \$54,750         | \$44,000         | \$50,000         | \$65,500         |
| Ethnic, Cultural Minority, Gender, and Group Studies          | 6             | \$46,244         | \$34,533         | \$42,850         | \$50,700         |
| <b>COMMUNICATION, JOURNALISM, and RELATED PROGRAMS</b>        | <b>35</b>     | <b>\$67,036</b>  | <b>\$53,500</b>  | <b>\$65,000</b>  | <b>\$83,500</b>  |
| Communication and Media Studies                               | 29            | \$65,768         | \$55,000         | \$65,000         | \$82,200         |
| <b>COMPUTER and INFORMATION SCIENCES and SUPPORT SERVICES</b> | <b>92</b>     | <b>\$138,290</b> | <b>\$126,000</b> | <b>\$135,884</b> | <b>\$155,000</b> |
| Computer and Information Science                              | 32            | \$136,443        | \$109,500        | \$116,750        | \$166,438        |
| Computer Science  | 55            | \$140,788        | \$135,884        | \$135,884        | \$148,700        |
| <b>EDUCATION</b>  | <b>467</b>    | <b>\$85,742</b>  | <b>\$65,503</b>  | <b>\$79,333</b>  | <b>\$102,000</b> |
| Education, General  | 67            | \$86,373         | \$71,540         | \$92,721         | \$98,071         |
| Curriculum and Instruction                                    | 25            | \$66,286         | \$59,000         | \$66,430         | \$75,000         |
| Education Administration and Supervision                      | 232           | \$96,160         | \$73,963         | \$82,000         | \$119,600        |
| Educational/Instructional Media Design                        | 5             | \$69,000         | \$50,000         | \$80,000         | \$80,000         |
| Educational Assessment, Evaluation, and Research              | 11            | \$80,152         | \$63,000         | \$77,250         | \$100,000        |
| Special Education and Teaching                                | 25            | \$61,180         | \$58,333         | \$58,333         | \$69,000         |
| Student Counseling and Personnel Services                     | 22            | \$70,314         | \$57,667         | \$65,503         | \$75,000         |
| Teacher Education, Specific Levels and Methods                | 25            | \$68,400         | \$55,000         | \$63,786         | \$63,786         |
| Teacher Education, Specific Subject Areas                     | 34            | \$80,279         | \$60,500         | \$85,367         | \$85,500         |
| <b>ENGINEERING</b>  | <b>679</b>    | <b>\$107,420</b> | <b>\$84,667</b>  | <b>\$111,773</b> | <b>\$123,000</b> |
| Engineering, General  | 34            | \$95,376         | \$84,410         | \$92,600         | \$120,000        |
| Aerospace Engineering   | 26            | \$109,532        | \$111,710        | \$120,000        | \$125,000        |
| Biomedical/Medical Engineering                                | 29            | \$82,482         | \$62,500         | \$71,300         | \$100,000        |
| Chemical Engineering  | 61            | \$107,696        | \$95,000         | \$115,000        | \$123,000        |
| Civil Engineering   | 55            | \$72,400         | \$71,167         | \$74,342         | \$78,250         |
| Computer Engineering  | 50            | \$142,609        | \$116,333        | \$149,873        | \$159,428        |
| Electrical, Electronics, and Communications Engineering       | 87            | \$122,360        | \$110,000        | \$119,107        | \$135,000        |
| Materials Engineering   | 50            | \$94,929         | \$84,000         | \$94,700         | \$113,811        |
| Mechanical Engineering  | 87            | \$103,728        | \$85,667         | \$115,000        | \$122,647        |

## STARTING SALARY BY ACADEMIC MAJOR – DOCTORAL

### DOCTORAL DEGREES/STARTING SALARY BY ACADEMIC MAJOR

| ACADEMIC MAJOR  | # OF SALARIES | MEAN             | 25TH PERCENTILE | MEDIAN          | 75TH PERCENTILE  |
|---|---------------|------------------|-----------------|-----------------|------------------|
| Metallurgical Engineering                                 | 10            | \$90,900         | \$90,900        | \$90,900        | \$90,900         |
| Nuclear Engineering                                       | 22            | \$90,991         | \$80,786        | \$80,786        | \$111,773        |
| Systems Engineering                                       | 7             | \$126,143        | \$126,600       | \$126,600       | \$126,600        |
| Industrial Engineering                                    | 22            | \$92,644         | \$77,083        | \$96,667        | \$108,000        |
| Biological/Biosystems Engineering                         | 15            | \$75,208         | \$63,542        | \$71,000        | \$82,500         |
| Electrical and Computer Engineering                       | 45            | \$156,392        | \$169,000       | \$169,000       | \$169,000        |
| Energy Systems Engineering                                | 8             | \$100,234        | \$100,234       | \$100,234       | \$100,234        |
| <b>FOREIGN LANGUAGES, LITERATURES, and LINGUISTICS</b>    | <b>16</b>     | <b>\$56,125</b>  | <b>\$50,000</b> | <b>\$53,000</b> | <b>\$62,500</b>  |
| Linguistic, Comparative, and Related Language Studies     | 8             | \$55,125         | \$50,500        | \$52,500        | \$60,000         |
| Romance Languages   | 6             | \$58,500         | \$45,000        | \$56,500        | \$80,000         |
| <b>FAMILY and CONSUMER SCIENCES/HUMAN SCIENCES</b>        | <b>14</b>     | <b>\$77,554</b>  | <b>\$68,333</b> | <b>\$79,587</b> | <b>\$82,800</b>  |
| Foods, Nutrition, and Related Services                    | 7             | \$71,251         | \$68,333        | \$68,333        | \$79,587         |
| Human Development, Family Studies, and Related Services   | 7             | \$83,857         | \$82,800        | \$82,800        | \$82,800         |
| <b>LEGAL STUDIES</b>                                      | <b>177</b>    | <b>\$104,443</b> | <b>\$94,647</b> | <b>\$97,500</b> | <b>\$124,244</b> |
| Law   | 177           | \$104,443        | \$94,647        | \$97,500        | \$124,244        |
| <b>ENGLISH LANGUAGE and LITERATURE/LETTERS</b>            | <b>40</b>     | <b>\$63,814</b>  | <b>\$56,114</b> | <b>\$62,667</b> | <b>\$75,156</b>  |
| English Language and Literature/Letters                   | 30            | \$64,351         | \$60,750        | \$62,833        | \$70,500         |
| Rhetoric and Composition/Writing Studies                  | 6             | \$68,965         | \$45,500        | \$80,697        | \$80,697         |
| Literature  | 4             | \$52,060         | \$48,007        | \$56,114        | \$56,114         |
| <b>BIOLOGICAL and BIOMEDICAL SCIENCES</b>                 | <b>217</b>    | <b>\$76,749</b>  | <b>\$55,253</b> | <b>\$65,500</b> | <b>\$90,000</b>  |
| Biology   | 71            | \$72,629         | \$53,796        | \$64,000        | \$78,000         |
| Biochemistry, Biophysics, and Molecular Biology           | 18            | \$84,747         | \$53,760        | \$85,892        | \$103,500        |
| Botany  | 5             | \$75,600         | \$58,000        | \$77,500        | \$77,500         |
| Cell/Cellular Biology                                     | 14            | \$65,349         | \$53,700        | \$69,500        | \$79,690         |
| Microbiological Sciences                                  | 21            | \$69,482         | \$47,500        | \$59,250        | \$80,080         |
| Zoology/Animal Biology                                    | 7             | \$69,601         | \$50,000        | \$69,000        | \$83,597         |
| Genetics  | 5             | \$81,152         | \$55,253        | \$55,253        | \$120,000        |
| Physiology, Pathology, and Related Sciences               | 27            | \$78,803         | \$63,556        | \$63,556        | \$82,667         |
| Pharmacology and Toxicology                               | 6             | \$126,583        | \$87,500        | \$140,000       | \$157,500        |
| Biomathematics, Bioinformatics, and Computational Biology | 11            | \$101,455        | \$90,000        | \$108,200       | \$108,200        |
| Ecology, Evolution, Systematics, and Population Biology   | 19            | \$73,501         | \$60,500        | \$65,000        | \$72,993         |
| Neurobiology and Neurosciences                            | 11            | \$69,339         | \$63,183        | \$70,875        | \$70,875         |
| <b>MATHEMATICS and STATISTICS</b>                         | <b>94</b>     | <b>\$92,324</b>  | <b>\$68,670</b> | <b>\$82,000</b> | <b>\$108,033</b> |
| Mathematics   | 50            | \$78,611         | \$56,148        | \$73,875        | \$83,636         |
| Applied Mathematics                                       | 9             | \$106,622        | \$71,700        | \$90,167        | \$158,000        |
| Statistics  | 29            | \$114,033        | \$82,000        | \$108,033       | \$152,000        |
| Applied Statistics  | 4             | \$86,000         | \$80,000        | \$82,000        | \$92,000         |
| <b>MULTI/INTERDISCIPLINARY STUDIES</b>                    | <b>142</b>    | <b>\$83,465</b>  | <b>\$85,748</b> | <b>\$85,748</b> | <b>\$85,748</b>  |
| Multi/Interdisciplinary Studies                           | 111           | \$84,470         | \$85,748        | \$85,748        | \$85,748         |
| Data Science  | 9             | \$102,178        | \$106,100       | \$106,100       | \$106,100        |

## STARTING SALARY BY ACADEMIC MAJOR – DOCTORAL

### DOCTORAL DEGREES/STARTING SALARY BY ACADEMIC MAJOR

| ACADEMIC MAJOR   | # OF SALARIES | MEAN            | 25TH PERCENTILE | MEDIAN           | 75TH PERCENTILE  |
|--|---------------|-----------------|-----------------|------------------|------------------|
| <b>PARKS, RECREATION, LEISURE, and FITNESS STUDIES</b>                                   | <b>28</b>     | <b>\$74,766</b> | <b>\$71,333</b> | <b>\$77,084</b>  | <b>\$79,501</b>  |
| Parks, Recreation, and Leisure Studies   | 4             | \$64,784        | \$63,045        | \$63,045         | \$66,522         |
| Health and Physical Education/Fitness  | 24            | \$76,430        | \$72,833        | \$79,501         | \$79,501         |
| <b>PHILOSOPHY and RELIGIOUS STUDIES</b>  | <b>14</b>     | <b>\$44,817</b> | <b>\$34,921</b> | <b>\$44,715</b>  | <b>\$54,000</b>  |
| Philosophy   | 9             | \$43,277        | \$40,400        | \$43,000         | \$50,000         |
| Religion/Religious Studies   | 5             | \$47,590        | \$34,921        | \$46,430         | \$67,500         |
| <b>THEOLOGY and RELIGIOUS VOCATIONS</b>  | <b>10</b>     | <b>\$65,080</b> | <b>\$68,134</b> | <b>\$68,134</b>  | <b>\$68,134</b>  |
| Theological and Ministerial Studies  | 10            | \$65,080        | \$68,134        | \$68,134         | \$68,134         |
| <b>PHYSICAL SCIENCES</b>   | <b>194</b>    | <b>\$83,101</b> | <b>\$68,500</b> | <b>\$79,410</b>  | <b>\$98,333</b>  |
| Chemistry  | 86            | \$75,345        | \$67,200        | \$72,980         | \$79,410         |
| Geological and Earth Sciences  | 30            | \$73,267        | \$55,200        | \$63,000         | \$106,500        |
| Physics  | 65            | \$91,689        | \$86,331        | \$86,700         | \$94,587         |
| Materials Science  | 9             | \$118,125       | \$119,500       | \$120,000        | \$134,657        |
| <b>PSYCHOLOGY</b>  | <b>163</b>    | <b>\$67,327</b> | <b>\$56,750</b> | <b>\$62,000</b>  | <b>\$71,208</b>  |
| Psychology   | 65            | \$62,930        | \$56,750        | \$59,251         | \$63,561         |
| Research and Experimental Psychology   | 22            | \$80,033        | \$58,940        | \$72,375         | \$86,000         |
| Clinical Counseling and Applied Psychology   | 76            | \$67,409        | \$55,835        | \$65,536         | \$71,208         |
| <b>HOMELAND SECURITY, LAW ENFORCEMENT, FIREFIGHTING, and RELATED PROTECTIVE SERVICES</b> | <b>15</b>     | <b>\$94,749</b> | <b>\$71,800</b> | <b>\$103,000</b> | <b>\$120,000</b> |
| Criminal Justice and Corrections   | 10            | \$106,223       | \$103,000       | \$111,500        | \$120,000        |
| Homeland Security  | 5             | \$71,800        | \$71,800        | \$71,800         | \$71,800         |
| <b>PUBLIC ADMINISTRATION and SOCIAL SERVICE PROFESSIONS</b>                              | <b>41</b>     | <b>\$82,739</b> | <b>\$68,900</b> | <b>\$72,167</b>  | <b>\$103,948</b> |
| Public Policy Analysis   | 16            | \$76,563        | \$65,688        | \$71,375         | \$75,688         |
| Social Work  | 24            | \$85,095        | \$68,900        | \$85,250         | \$103,948        |
| <b>SOCIAL SCIENCES</b>   | <b>114</b>    | <b>\$81,295</b> | <b>\$57,400</b> | <b>\$65,250</b>  | <b>\$103,333</b> |
| Anthropology   | 16            | \$57,588        | \$48,500        | \$64,061         | \$64,061         |
| Economics  | 44            | \$103,441       | \$65,250        | \$103,807        | \$137,875        |
| Geography  | 8             | \$69,185        | \$48,750        | \$60,990         | \$103,333        |
| International Relations and National Security Studies                                    | 5             | \$60,320        | \$55,000        | \$55,000         | \$55,000         |
| Political Science and Government   | 16            | \$74,145        | \$53,200        | \$62,333         | \$106,750        |
| Sociology  | 22            | \$69,837        | \$57,500        | \$67,400         | \$90,000         |
| <b>VISUAL and PERFORMING ARTS</b>  | <b>34</b>     | <b>\$55,925</b> | <b>\$45,000</b> | <b>\$56,467</b>  | <b>\$66,500</b>  |
| Design and Applied Arts  | 6             | \$65,000        | \$61,500        | \$66,750         | \$66,750         |
| Music  | 18            | \$53,484        | \$39,500        | \$53,750         | \$65,000         |
| <b>HEALTH PROFESSIONS and RELATED PROGRAMS</b>   | <b>891</b>    | <b>\$91,724</b> | <b>\$71,667</b> | <b>\$79,910</b>  | <b>\$103,182</b> |
| Communication Disorders Sciences   | 19            | \$74,377        | \$71,667        | \$71,667         | \$78,000         |
| Dentistry  | 8             | \$153,625       | \$150,667       | \$150,667        | \$150,667        |
| Health and Medical Administrative Services   | 7             | \$102,286       | \$62,500        | \$86,000         | \$160,000        |
| Allied Health Diagnostic, Intervention, and Treatment Professions                        | 5             | \$63,100        | \$47,375        | \$47,375         | \$47,375         |

## STARTING SALARY BY ACADEMIC MAJOR – DOCTORAL

### DOCTORAL DEGREES/STARTING SALARY BY ACADEMIC MAJOR

| ACADEMIC MAJOR   | # OF SALARIES | MEAN             | 25TH PERCENTILE  | MEDIAN           | 75TH PERCENTILE  |
|--|---------------|------------------|------------------|------------------|------------------|
| Medicine   | 85            | \$77,116         | \$66,040         | \$85,388         | \$85,388         |
| Mental and Social Health Services                                    | 6             | \$68,500         | \$52,000         | \$65,000         | \$76,000         |
| Pharmacy, Pharmaceutical Sciences, and Administration                | 290           | \$79,497         | \$66,001         | \$76,254         | \$92,500         |
| Public Health  | 21            | \$71,795         | \$63,047         | \$65,000         | \$76,037         |
| Rehabilitation and Therapeutic Professions                           | 189           | \$72,478         | \$67,800         | \$72,572         | \$76,970         |
| Registered Nursing   | 245           | \$126,750        | \$100,000        | \$122,934        | \$138,790        |
| <b>BUSINESS, MANAGEMENT, MARKETING, and RELATED SUPPORT SERVICES</b> | <b>105</b>    | <b>\$144,593</b> | <b>\$109,600</b> | <b>\$148,500</b> | <b>\$170,306</b> |
| Business, General  | 25            | \$187,380        | \$174,214        | \$224,385        | \$224,385        |
| Business Administration/Management                                   | 75            | \$133,256        | \$100,000        | \$129,300        | \$170,306        |
| <b>HISTORY</b>   | <b>12</b>     | <b>\$53,943</b>  | <b>\$41,830</b>  | <b>\$49,667</b>  | <b>\$67,833</b>  |
| History  | 12            | \$53,943         | \$41,830         | \$49,667         | \$67,833         |

**STARTING  
SALARY BY  
REGION AND  
MAJOR/  
BACHELOR'S  
DEGREES**

## BACHELOR'S DEGREES/STARTING SALARY BY REGION AND MAJOR

### AVERAGE SALARIES BY REGION/BACHELOR'S DEGREES

| REGION         | # OF SALARIES | MEAN     | 25TH PERCENTILE | MEDIAN   | 75TH PERCENTILE |
|----------------|---------------|----------|-----------------|----------|-----------------|
| New England    | 4,872         | \$67,868 | \$60,256        | \$68,793 | \$75,088        |
| Mideast        | 11,738        | \$68,573 | \$57,086        | \$65,857 | \$81,920        |
| Great Lakes    | 23,099        | \$58,021 | \$51,291        | \$57,141 | \$64,164        |
| Plains         | 7,131         | \$52,338 | \$48,787        | \$51,882 | \$56,532        |
| Southeast      | 20,675        | \$55,838 | \$49,237        | \$55,467 | \$62,284        |
| Southwest      | 12,020        | \$60,981 | \$52,335        | \$59,202 | \$66,360        |
| Rocky Mountain | 2,758         | \$56,329 | \$53,241        | \$57,307 | \$59,396        |
| Far West       | 8,477         | \$65,696 | \$55,795        | \$64,117 | \$74,348        |

### BACHELOR'S DEGREE SALARIES BY REGION AND MAJOR – NEW ENGLAND

| REGION/ACADEMIC MAJOR   | # OF SALARIES | MEAN             | 25TH PERCENTILE | MEDIAN           | 75TH PERCENTILE  |
|---|---------------|------------------|-----------------|------------------|------------------|
| <b>NEW ENGLAND REGION</b>                                     |               |                  |                 |                  |                  |
| <b>NATURAL RESOURCES</b>                                      | <b>59</b>     | <b>\$49,707</b>  | <b>\$40,313</b> | <b>\$51,500</b>  | <b>\$54,889</b>  |
| Natural Resources Conservation and Research                   | 57            | \$50,037         | \$46,053        | \$51,500         | \$54,889         |
| <b>ARCHITECTURE and RELATED SERVICES</b>                      | <b>10</b>     | <b>\$56,826</b>  | <b>\$49,920</b> | <b>\$53,750</b>  | <b>\$57,500</b>  |
| *insufficient data by major                                   |               |                  |                 |                  |                  |
| <b>AREA, ETHNIC, CULTURAL, GENDER, and GROUP STUDIES</b>      | <b>25</b>     | <b>\$47,160</b>  | <b>\$39,000</b> | <b>\$41,575</b>  | <b>\$58,750</b>  |
| Area Studies  | 18            | \$50,953         | \$35,000        | \$53,750         | \$59,000         |
| Ethnic, Cultural Minority, Gender, and Group Studies          | 7             | \$37,409         | \$39,000        | \$39,000         | \$39,000         |
| <b>COMMUNICATION, JOURNALISM, and RELATED PROGRAMS</b>        | <b>162</b>    | <b>\$52,886</b>  | <b>\$46,466</b> | <b>\$53,473</b>  | <b>\$56,809</b>  |
| Communication and Media Studies                               | 61            | \$54,209         | \$47,500        | \$53,473         | \$54,820         |
| Journalism  | 17            | \$46,816         | \$43,820        | \$43,820         | \$47,000         |
| Radio, Television, and Digital Communication                  | 22            | \$44,562         | \$46,466        | \$46,466         | \$46,466         |
| Public Relations, Advertising, and Applied Communication      | 62            | \$56,202         | \$56,809        | \$56,809         | \$56,809         |
| <b>COMMUNICATIONS TECHNOLOGIES</b>                            | <b>14</b>     | <b>\$56,927</b>  | <b>\$44,166</b> | <b>\$62,031</b>  | <b>\$62,031</b>  |
| Audiovisual Communications Technologies                       | 4             | \$44,166         | \$44,166        | \$44,166         | \$44,166         |
| Graphic Communications  | 10            | \$62,031         | \$62,031        | \$62,031         | \$62,031         |
| <b>COMPUTER and INFORMATION SCIENCES and SUPPORT SERVICES</b> | <b>546</b>    | <b>\$104,215</b> | <b>\$90,827</b> | <b>\$105,737</b> | <b>\$116,151</b> |
| Computer and Information Science                              | 167           | \$110,538        | \$110,000       | \$116,151        | \$116,151        |
| Computer Programming  | 15            | \$70,667         | \$70,667        | \$70,667         | \$70,667         |
| Computer Science  | 336           | \$104,055        | \$90,827        | \$105,737        | \$130,000        |
| Computer Software and Media Applications                      | 19            | \$91,300         | \$77,243        | \$90,000         | \$97,667         |
| Computer/Information Technology Administration and Management | 8             | \$76,425         | \$43,293        | \$96,304         | \$96,304         |
| <b>EDUCATION</b>  | <b>73</b>     | <b>\$43,683</b>  | <b>\$39,500</b> | <b>\$41,917</b>  | <b>\$44,670</b>  |
| Education, General  | 10            | \$50,498         | \$39,124        | \$39,124         | \$52,040         |



# BACHELOR'S DEGREES/STARTING SALARY BY REGION AND MAJOR

## BACHELOR'S DEGREE SALARIES BY REGION AND MAJOR – NEW ENGLAND

| REGION/ACADEMIC MAJOR   | # OF SALARIES | MEAN            | 25TH PERCENTILE | MEDIAN          | 75TH PERCENTILE |
|---|---------------|-----------------|-----------------|-----------------|-----------------|
| <b>NEW ENGLAND REGION</b>   |               |                 |                 |                 |                 |
| Teacher Education, Specific Levels and Methods                    | 50            | \$41,435        | \$39,500        | \$40,000        | \$43,906        |
| Teacher Education, Specific Subject Areas                         | 9             | \$45,793        | \$44,670        | \$46,600        | \$49,770        |
| <b>ENGINEERING</b>  | <b>963</b>    | <b>\$78,648</b> | <b>\$71,536</b> | <b>\$76,693</b> | <b>\$86,089</b> |
| Engineering, General  | 15            | \$67,823        | \$69,250        | \$69,250        | \$69,250        |
| Aerospace Engineering   | 41            | \$75,175        | \$73,337        | \$73,337        | \$79,133        |
| Architectural Engineering   | 9             | \$65,187        | \$65,187        | \$65,187        | \$65,187        |
| Biomedical/Medical Engineering                                    | 105           | \$66,227        | \$66,191        | \$66,388        | \$66,388        |
| Chemical Engineering  | 86            | \$75,563        | \$71,536        | \$71,536        | \$79,632        |
| Civil Engineering   | 59            | \$67,667        | \$65,388        | \$65,388        | \$71,680        |
| Computer Engineering  | 77            | \$96,532        | \$95,000        | \$95,000        | \$98,748        |
| Electrical, Electronics, and Communications Engineering           | 76            | \$81,802        | \$80,851        | \$80,851        | \$86,000        |
| Environmental/Environmental Health Engineering                    | 5             | \$59,346        | \$59,346        | \$59,346        | \$59,346        |
| Materials Engineering   | 7             | \$80,000        | \$80,000        | \$80,000        | \$80,000        |
| Mechanical Engineering  | 297           | \$78,797        | \$73,269        | \$73,269        | \$86,089        |
| Naval Architecture and Marine Engineering                         | 30            | \$104,933       | \$104,933       | \$104,933       | \$104,933       |
| Systems Engineering   | 10            | \$79,050        | \$79,050        | \$79,050        | \$79,050        |
| Industrial Engineering  | 31            | \$73,878        | \$71,778        | \$71,778        | \$76,785        |
| Mechatronics, Robotics, and Automation Engineering                | 46            | \$86,487        | \$86,487        | \$86,487        | \$86,487        |
| Electrical and Computer Engineering                               | 7             | \$92,714        | \$92,714        | \$92,714        | \$92,714        |
| Engineering, Other  | 62            | \$78,086        | \$76,693        | \$79,234        | \$79,234        |
| <b>ENGINEERING TECHNOLOGIES</b>                                   | <b>31</b>     | <b>\$67,288</b> | <b>\$62,500</b> | <b>\$68,857</b> | <b>\$72,480</b> |
| Mechanical Engineering-Related Technologies                       | 7             | \$68,857        | \$68,857        | \$68,857        | \$68,857        |
| Construction Engineering Technologies                             | 6             | \$63,188        | \$63,188        | \$63,188        | \$63,188        |
| Engineering-Related Technologies                                  | 8             | \$62,500        | \$62,500        | \$62,500        | \$62,500        |
| Engineering-Related Fields  | 10            | \$72,480        | \$72,480        | \$72,480        | \$72,480        |
| <b>FOREIGN LANGUAGES, LITERATURES, and LINGUISTICS</b>            | <b>30</b>     | <b>\$53,157</b> | <b>\$47,333</b> | <b>\$52,667</b> | <b>\$57,060</b> |
| Linguistic, Comparative, and Related Language Studies             | 6             | \$65,200        | \$72,000        | \$72,000        | \$72,000        |
| Romance Languages   | 19            | \$51,012        | \$47,333        | \$52,667        | \$52,667        |
| Classics and Classical Languages                                  | 4             | \$49,213        | \$42,425        | \$50,425        | \$56,000        |
| <b>FAMILY and CONSUMER SCIENCES/HUMAN SCIENCES</b>                | <b>6</b>      | <b>\$37,877</b> | <b>\$37,593</b> | <b>\$37,593</b> | <b>\$38,740</b> |
| Human Development, Family Studies, and Related Services           | 6             | \$37,877        | \$37,593        | \$37,593        | \$38,740        |
| <b>ENGLISH LANGUAGE and LITERATURE/LETTERS</b>                    | <b>58</b>     | <b>\$47,909</b> | <b>\$40,814</b> | <b>\$47,600</b> | <b>\$59,000</b> |
| English Language and Literature/Letters                           | 50            | \$50,544        | \$44,942        | \$50,829        | \$59,000        |
| Rhetoric and Composition/Writing Studies                          | 8             | \$31,437        | \$31,437        | \$31,437        | \$31,437        |
| <b>LIBERAL ARTS and SCIENCES, GENERAL STUDIES, and HUMANITIES</b> | <b>19</b>     | <b>\$65,474</b> | <b>\$47,500</b> | <b>\$50,000</b> | <b>\$96,714</b> |
| Liberal Arts and Sciences, General Studies, and Humanities        | 19            | \$65,474        | \$47,500        | \$50,000        | \$96,714        |



# BACHELOR'S DEGREES/STARTING SALARY BY REGION AND MAJOR

## BACHELOR'S DEGREE SALARIES BY REGION AND MAJOR – NEW ENGLAND

| REGION/ACADEMIC MAJOR  | # OF SALARIES | MEAN            | 25TH PERCENTILE | MEDIAN          | 75TH PERCENTILE |
|--|---------------|-----------------|-----------------|-----------------|-----------------|
| <b>NEW ENGLAND REGION</b>  |               |                 |                 |                 |                 |
| <b>BIOLOGICAL and BIOMEDICAL SCIENCES</b>  | <b>322</b>    | <b>\$46,573</b> | <b>\$42,749</b> | <b>\$46,200</b> | <b>\$49,792</b> |
| Biology  | 123           | \$46,366        | \$41,576        | \$43,482        | \$51,771        |
| Biochemistry, Biophysics, and Molecular Biology  | 71            | \$45,717        | \$42,749        | \$42,749        | \$46,200        |
| Cell/Cellular Biology  | 7             | \$45,000        | \$45,000        | \$45,000        | \$45,000        |
| Physiology, Pathology, and Related Sciences  | 20            | \$47,424        | \$47,424        | \$47,424        | \$47,424        |
| Biomathematics, Bioinformatics, and Computational Biology                                | 5             | \$50,000        | \$50,000        | \$50,000        | \$50,000        |
| Ecology, Evolution, Systematics, and Population Biology                                  | 7             | \$46,243        | \$44,320        | \$44,320        | \$44,320        |
| Neurobiology and Neurosciences   | 82            | \$47,005        | \$44,950        | \$49,072        | \$49,792        |
| Biological Sciences, Other   | 4             | \$59,000        | \$35,500        | \$59,000        | \$82,500        |
| <b>MATHEMATICS and STATISTICS</b>  | <b>107</b>    | <b>\$80,974</b> | <b>\$67,082</b> | <b>\$74,467</b> | <b>\$79,250</b> |
| Mathematics  | 95            | \$82,066        | \$67,082        | \$74,467        | \$122,875       |
| Statistics   | 5             | \$71,000        | \$71,000        | \$71,000        | \$71,000        |
| Applied Statistics   | 6             | \$75,500        | \$75,500        | \$75,500        | \$75,500        |
| <b>MULTI/INTERDISCIPLINARY STUDIES</b>   | <b>60</b>     | <b>\$55,764</b> | <b>\$40,747</b> | <b>\$55,900</b> | <b>\$67,500</b> |
| Multi/Interdisciplinary Studies  | 4             | \$43,440        | \$40,933        | \$40,933        | \$45,947        |
| International/Global Studies   | 14            | \$55,679        | \$55,900        | \$55,900        | \$55,900        |
| Marine Science   | 10            | \$32,975        | \$32,975        | \$32,975        | \$32,975        |
| Sustainability Studies   | 4             | \$59,740        | \$59,740        | \$59,740        | \$59,740        |
| Data Science   | 10            | \$86,600        | \$83,429        | \$83,429        | \$94,000        |
| Data Analytics   | 6             | \$59,667        | \$50,000        | \$67,500        | \$67,500        |
| <b>PARKS, RECREATION, LEISURE, and FITNESS STUDIES</b>                                   | <b>35</b>     | <b>\$39,923</b> | <b>\$37,500</b> | <b>\$40,000</b> | <b>\$43,100</b> |
| Health and Physical Education/Fitness  | 30            | \$39,307        | \$37,500        | \$40,000        | \$43,100        |
| <b>PHILOSOPHY and RELIGIOUS STUDIES</b>  | <b>17</b>     | <b>\$46,442</b> | <b>\$44,341</b> | <b>\$48,079</b> | <b>\$51,250</b> |
| Philosophy   | 11            | \$47,593        | \$44,341        | \$44,341        | \$60,000        |
| Religion/Religious Studies   | 6             | \$44,333        | \$30,500        | \$51,250        | \$51,250        |
| <b>PHYSICAL SCIENCES</b>   | <b>69</b>     | <b>\$62,329</b> | <b>\$57,000</b> | <b>\$59,971</b> | <b>\$71,200</b> |
| Astronomy and Astrophysics   | 5             | \$57,000        | \$57,000        | \$57,000        | \$57,000        |
| Chemistry  | 27            | \$58,561        | \$58,004        | \$59,120        | \$59,971        |
| Physics  | 34            | \$67,024        | \$67,113        | \$67,113        | \$74,000        |
| <b>PSYCHOLOGY</b>  | <b>179</b>    | <b>\$45,753</b> | <b>\$41,600</b> | <b>\$47,000</b> | <b>\$48,000</b> |
| Psychology   | 116           | \$43,725        | \$37,859        | \$45,345        | \$48,000        |
| Research and Experimental Psychology   | 34            | \$47,941        | \$45,000        | \$47,000        | \$47,000        |
| Clinical Counseling and Applied Psychology   | 9             | \$32,904        | \$32,500        | \$32,500        | \$32,500        |
| <b>HOMELAND SECURITY, LAW ENFORCEMENT, FIREFIGHTING, and RELATED PROTECTIVE SERVICES</b> | <b>81</b>     | <b>\$60,887</b> | <b>\$52,500</b> | <b>\$66,210</b> | <b>\$69,196</b> |
| Criminal Justice and Corrections   | 35            | \$54,374        | \$42,592        | \$52,500        | \$61,000        |
| Homeland Security  | 10            | \$66,210        | \$66,210        | \$66,210        | \$66,210        |
| Security Science and Technology (Cybersecurity)  | 36            | \$65,741        | \$69,196        | \$69,196        | \$69,196        |

# BACHELOR'S DEGREES/STARTING SALARY BY REGION AND MAJOR

## BACHELOR'S DEGREE SALARIES BY REGION AND MAJOR – NEW ENGLAND

| REGION/ACADEMIC MAJOR  | # OF SALARIES | MEAN            | 25TH PERCENTILE | MEDIAN          | 75TH PERCENTILE |
|--|---------------|-----------------|-----------------|-----------------|-----------------|
| <b>NEW ENGLAND REGION</b>  |               |                 |                 |                 |                 |
| <b>PUBLIC ADMINISTRATION and SOCIAL SERVICE PROFESSIONS</b>          | <b>15</b>     | <b>\$41,226</b> | <b>\$38,500</b> | <b>\$40,895</b> | <b>\$45,760</b> |
| Social Work  | 12            | \$39,824        | \$38,500        | \$38,500        | \$40,895        |
| <b>SOCIAL SCIENCES</b>   | <b>441</b>    | <b>\$62,037</b> | <b>\$52,000</b> | <b>\$60,403</b> | <b>\$72,731</b> |
| Anthropology   | 7             | \$49,149        | \$45,120        | \$45,120        | \$55,000        |
| Criminology  | 30            | \$44,995        | \$43,705        | \$44,851        | \$47,553        |
| Economics  | 196           | \$74,759        | \$72,686        | \$72,731        | \$80,392        |
| International Relations and National Security Studies                | 34            | \$54,265        | \$52,100        | \$52,100        | \$52,100        |
| Political Science and Government                                     | 123           | \$54,918        | \$47,840        | \$52,008        | \$60,403        |
| Sociology  | 45            | \$48,214        | \$41,030        | \$48,520        | \$52,500        |
| Sociology and Anthropology   | 4             | \$33,744        | \$31,822        | \$35,667        | \$35,667        |
| <b>TRANSPORTATION and MATERIALS MOVING</b>                           | <b>22</b>     | <b>\$72,500</b> | <b>\$72,500</b> | <b>\$72,500</b> | <b>\$72,500</b> |
| Marine Transportation  | 22            | \$72,500        | \$72,500        | \$72,500        | \$72,500        |
| <b>VISUAL and PERFORMING ARTS</b>                                    | <b>129</b>    | <b>\$48,542</b> | <b>\$38,322</b> | <b>\$47,500</b> | <b>\$57,667</b> |
| Design and Applied Arts  | 55            | \$53,070        | \$47,500        | \$48,500        | \$66,923        |
| Drama/Theatre Arts   | 13            | \$44,754        | \$38,500        | \$38,500        | \$58,084        |
| Film/Video and Photographic Arts                                     | 15            | \$49,209        | \$37,812        | \$56,835        | \$56,835        |
| Fine and Studio Arts   | 24            | \$42,765        | \$32,500        | \$38,322        | \$51,667        |
| Music  | 18            | \$47,209        | \$38,333        | \$50,960        | \$55,450        |
| <b>HEALTH PROFESSIONS and RELATED PROGRAMS</b>                       | <b>376</b>    | <b>\$62,632</b> | <b>\$60,000</b> | <b>\$65,447</b> | <b>\$70,845</b> |
| Communication Disorders Sciences                                     | 4             | \$50,682        | \$41,140        | \$54,612        | \$60,223        |
| Health and Medical Administrative Services                           | 27            | \$53,118        | \$50,193        | \$50,193        | \$54,813        |
| Allied Health Diagnostic, Intervention, and Treatment Professions    | 5             | \$42,620        | \$40,000        | \$44,367        | \$44,367        |
| Clinical/Medical Laboratory Sciences                                 | 4             | \$58,500        | \$58,500        | \$58,500        | \$58,500        |
| Mental and Social Health Services                                    | 6             | \$42,370        | \$42,370        | \$42,370        | \$42,370        |
| Rehabilitation and Therapeutic Professions                           | 7             | \$42,569        | \$38,992        | \$47,000        | \$50,000        |
| Registered Nursing   | 282           | \$68,272        | \$62,316        | \$68,425        | \$70,845        |
| <b>BUSINESS, MANAGEMENT, MARKETING, and RELATED SUPPORT SERVICES</b> | <b>981</b>    | <b>\$66,045</b> | <b>\$58,750</b> | <b>\$71,980</b> | <b>\$71,980</b> |
| Business, General  | 214           | \$75,340        | \$74,820        | \$74,820        | \$74,820        |
| Business Administration/Management                                   | 408           | \$68,072        | \$71,980        | \$71,980        | \$71,980        |
| Accounting   | 97            | \$62,526        | \$60,000        | \$65,315        | \$68,475        |
| Finance  | 52            | \$56,256        | \$48,833        | \$60,000        | \$62,563        |
| Hospitality Administration/Management                                | 49            | \$55,135        | \$52,500        | \$56,190        | \$56,190        |
| International Business   | 57            | \$67,538        | \$61,850        | \$75,436        | \$75,436        |
| Management Information Systems                                       | 15            | \$63,440        | \$55,000        | \$72,500        | \$72,500        |
| Marketing  | 84            | \$49,278        | \$43,078        | \$48,429        | \$53,920        |
| <b>HISTORY</b>   | <b>39</b>     | <b>\$50,005</b> | <b>\$49,000</b> | <b>\$53,300</b> | <b>\$57,228</b> |
| History  | 39            | \$50,005        | \$49,000        | \$53,300        | \$57,228        |

# BACHELOR'S DEGREES/STARTING SALARY BY REGION AND MAJOR

## BACHELOR'S DEGREE SALARIES BY REGION AND MAJOR – MIDEAST

| REGION/ACADEMIC MAJOR   | # OF SALARIES | MEAN            | 25TH PERCENTILE | MEDIAN          | 75TH PERCENTILE  |
|---|---------------|-----------------|-----------------|-----------------|------------------|
| <b>MIDEAST REGION</b>   |               |                 |                 |                 |                  |
| <b>NATURAL RESOURCES</b>                                      | <b>68</b>     | <b>\$47,942</b> | <b>\$36,833</b> | <b>\$44,720</b> | <b>\$61,160</b>  |
| Natural Resources Conservation and Research                   | 55            | \$43,954        | \$35,000        | \$38,688        | \$55,000         |
| Natural Resources Management                                  | 11            | \$70,238        | \$70,238        | \$70,238        | \$70,238         |
| <b>ARCHITECTURE and RELATED SERVICES</b>                      | <b>82</b>     | <b>\$59,596</b> | <b>\$57,182</b> | <b>\$61,577</b> | <b>\$61,577</b>  |
| Architecture  | 27            | \$60,096        | \$55,086        | \$57,182        | \$62,500         |
| Environmental Design  | 7             | \$52,066        | \$50,050        | \$52,872        | \$52,872         |
| Architectural Sciences and Technology                         | 48            | \$60,413        | \$61,577        | \$61,577        | \$61,577         |
| <b>AREA, ETHNIC, CULTURAL, GENDER, and GROUP STUDIES</b>      | <b>36</b>     | <b>\$53,686</b> | <b>\$40,564</b> | <b>\$48,295</b> | <b>\$66,750</b>  |
| Area Studies  | 24            | \$56,095        | \$43,409        | \$56,750        | \$66,750         |
| Ethnic, Cultural Minority, Gender, and Group Studies          | 12            | \$48,867        | \$38,609        | \$43,750        | \$66,167         |
| <b>COMMUNICATION, JOURNALISM, and RELATED PROGRAMS</b>        | <b>456</b>    | <b>\$48,653</b> | <b>\$42,875</b> | <b>\$50,723</b> | <b>\$54,740</b>  |
| Communication and Media Studies                               | 157           | \$47,008        | \$40,000        | \$47,074        | \$53,333         |
| Journalism  | 48            | \$42,277        | \$42,150        | \$42,325        | \$43,350         |
| Radio, Television, and Digital Communication                  | 70            | \$51,009        | \$46,500        | \$50,806        | \$50,806         |
| Public Relations, Advertising, and Applied Communication      | 161           | \$51,393        | \$45,000        | \$55,393        | \$57,825         |
| Publishing  | 4             | \$31,548        | \$31,548        | \$31,548        | \$31,548         |
| Communication, Journalism, and Related Programs, Other        | 13            | \$49,772        | \$50,640        | \$51,453        | \$51,453         |
| <b>COMMUNICATIONS TECHNOLOGIES</b>                            | <b>15</b>     | <b>\$53,086</b> | <b>\$54,000</b> | <b>\$54,000</b> | <b>\$54,000</b>  |
| Audiovisual Communications Technologies                       | 9             | \$54,000        | \$54,000        | \$54,000        | \$54,000         |
| Graphic Communications  | 6             | \$51,716        | \$48,856        | \$54,667        | \$57,333         |
| <b>COMPUTER and INFORMATION SCIENCES and SUPPORT SERVICES</b> | <b>869</b>    | <b>\$90,137</b> | <b>\$73,458</b> | <b>\$87,500</b> | <b>\$104,007</b> |
| Computer and Information Science                              | 243           | \$85,813        | \$77,500        | \$78,984        | \$88,815         |
| Computer Programming  | 11            | \$81,260        | \$84,500        | \$84,500        | \$84,500         |
| Information Science   | 28            | \$72,278        | \$60,010        | \$80,938        | \$80,938         |
| Computer Science  | 432           | \$101,295       | \$87,500        | \$93,922        | \$116,617        |
| Computer Software and Media Applications                      | 54            | \$71,322        | \$60,167        | \$73,458        | \$73,458         |
| Computer Systems Networking and Telecommunications            | 5             | \$47,760        | \$47,760        | \$47,760        | \$47,760         |
| Computer/Information Technology Administration and Management | 93            | \$70,689        | \$55,000        | \$70,580        | \$76,500         |
| <b>EDUCATION</b>  | <b>224</b>    | <b>\$43,237</b> | <b>\$35,000</b> | <b>\$41,700</b> | <b>\$52,827</b>  |
| Education, General  | 7             | \$33,906        | \$22,250        | \$35,800        | \$40,000         |
| Special Education and Teaching                                | 27            | \$41,121        | \$34,255        | \$36,000        | \$51,250         |
| Teacher Education, Specific Levels and Methods                | 130           | \$41,478        | \$35,000        | \$40,046        | \$47,571         |
| Teacher Education, Specific Subject Areas                     | 57            | \$48,251        | \$37,440        | \$45,000        | \$58,307         |

# BACHELOR'S DEGREES/STARTING SALARY BY REGION AND MAJOR

## BACHELOR'S DEGREE SALARIES BY REGION AND MAJOR – MIDEAST

| REGION/ACADEMIC MAJOR                                   | # OF SALARIES | MEAN            | 25TH PERCENTILE | MEDIAN          | 75TH PERCENTILE  |
|---|---------------|-----------------|-----------------|-----------------|------------------|
| <b>MIDEAST REGION</b>                                   |               |                 |                 |                 |                  |
| <b>ENGINEERING</b>                                      | <b>1,451</b>  | <b>\$88,422</b> | <b>\$72,500</b> | <b>\$78,971</b> | <b>\$116,534</b> |
| Engineering, General                                    | 20            | \$62,581        | \$62,581        | \$62,581        | \$62,581         |
| Aerospace Engineering                                   | 50            | \$78,719        | \$76,913        | \$78,971        | \$80,214         |
| Biomedical/Medical Engineering                          | 64            | \$68,940        | \$64,805        | \$70,977        | \$71,387         |
| Chemical Engineering                                    | 108           | \$72,337        | \$69,475        | \$72,357        | \$78,750         |
| Civil Engineering                                       | 139           | \$69,092        | \$66,833        | \$68,697        | \$70,259         |
| Computer Engineering                                    | 242           | \$107,545       | \$85,857        | \$128,046       | \$128,046        |
| Electrical, Electronics, and Communications Engineering | 91            | \$78,659        | \$74,593        | \$80,525        | \$80,566         |
| Engineering Science                                     | 5             | \$54,700        | \$54,700        | \$54,700        | \$54,700         |
| Materials Engineering                                   | 20            | \$68,496        | \$56,000        | \$73,364        | \$74,500         |
| Mechanical Engineering                                  | 270           | \$75,125        | \$69,917        | \$72,553        | \$76,442         |
| Nuclear Engineering                                     | 4             | \$73,000        | \$73,000        | \$73,000        | \$73,000         |
| Industrial Engineering                                  | 43            | \$72,117        | \$65,955        | \$73,900        | \$77,393         |
| Operations Research                                     | 50            | \$110,000       | \$110,000       | \$110,000       | \$110,000        |
| Electrical and Computer Engineering                     | 139           | \$103,105       | \$78,438        | \$100,000       | \$122,773        |
| Engineering, Other                                      | 10            | \$74,340        | \$74,300        | \$74,300        | \$74,300         |
| <b>ENGINEERING TECHNOLOGIES</b>                         | <b>264</b>    | <b>\$67,034</b> | <b>\$61,200</b> | <b>\$68,360</b> | <b>\$69,154</b>  |
| Civil Engineering Technologies                          | 46            | \$59,270        | \$59,988        | \$59,988        | \$59,988         |
| Electrical Engineering Technologies                     | 21            | \$72,364        | \$66,380        | \$76,046        | \$76,046         |
| Electromechanical Technologies                          | 17            | \$65,727        | \$56,080        | \$71,689        | \$71,689         |
| Environmental Control Technologies                      | 8             | \$62,638        | \$50,400        | \$62,638        | \$74,875         |
| Industrial Production Technologies                      | 17            | \$69,809        | \$69,154        | \$69,154        | \$69,154         |
| Quality Control and Safety Technologies/Technicians     | 9             | \$61,200        | \$61,200        | \$61,200        | \$61,200         |
| Mechanical Engineering-Related Technologies             | 93            | \$68,241        | \$67,900        | \$68,360        | \$69,064         |
| Construction Engineering Technologies                   | 8             | \$65,090        | \$64,389        | \$64,389        | \$64,389         |
| Computer Engineering Technologies                       | 13            | \$79,500        | \$79,792        | \$79,792        | \$79,792         |
| Engineering-Related Fields                              | 29            | \$70,059        | \$68,984        | \$68,984        | \$72,100         |
| <b>FOREIGN LANGUAGES, LITERATURES, and LINGUISTICS</b>  | <b>68</b>     | <b>\$47,290</b> | <b>\$36,238</b> | <b>\$42,778</b> | <b>\$50,000</b>  |
| Linguistic, Comparative, and Related Language Studies   | 17            | \$50,806        | \$40,000        | \$40,943        | \$54,000         |
| Romance Languages                                       | 41            | \$41,073        | \$34,320        | \$42,778        | \$47,787         |
| <b>FAMILY and CONSUMER SCIENCES/HUMAN SCIENCES</b>      | <b>82</b>     | <b>\$40,725</b> | <b>\$37,470</b> | <b>\$37,470</b> | <b>\$45,000</b>  |
| Family and Consumer Sciences/Human Sciences             | 8             | \$45,000        | \$45,000        | \$45,000        | \$45,000         |
| Foods, Nutrition, and Related Services                  | 4             | \$39,650        | \$31,850        | \$32,500        | \$47,450         |
| Human Development, Family Studies, and Related Services | 70            | \$40,298        | \$37,470        | \$37,470        | \$42,800         |
| <b>LEGAL STUDIES</b>                                    | <b>8</b>      | <b>\$45,093</b> | <b>\$44,330</b> | <b>\$45,167</b> | <b>\$52,125</b>  |
| Legal Professions                                       | 7             | \$44,856        | \$43,493        | \$45,167        | \$57,500         |

# BACHELOR'S DEGREES/STARTING SALARY BY REGION AND MAJOR

## BACHELOR'S DEGREE SALARIES BY REGION AND MAJOR – MIDEAST

| REGION/ACADEMIC MAJOR   | # OF SALARIES | MEAN            | 25TH PERCENTILE | MEDIAN          | 75TH PERCENTILE  |
|---|---------------|-----------------|-----------------|-----------------|------------------|
| <b>MIDEAST REGION</b>   |               |                 |                 |                 |                  |
| <b>ENGLISH LANGUAGE and LITERATURE/LETTERS</b>                    | <b>161</b>    | <b>\$45,986</b> | <b>\$41,600</b> | <b>\$46,700</b> | <b>\$52,031</b>  |
| English Language and Literature/Letters                           | 99            | \$46,791        | \$45,122        | \$49,000        | \$52,031         |
| Rhetoric and Composition/Writing Studies                          | 22            | \$41,559        | \$32,450        | \$32,450        | \$50,000         |
| Literature  | 29            | \$46,484        | \$45,667        | \$46,700        | \$46,700         |
| English Language and Literature/Letters, Other                    | 10            | \$45,642        | \$41,307        | \$47,500        | \$47,500         |
| <b>LIBERAL ARTS and SCIENCES, GENERAL STUDIES, and HUMANITIES</b> | <b>587</b>    | <b>\$71,262</b> | <b>\$75,485</b> | <b>\$75,485</b> | <b>\$75,485</b>  |
| Liberal Arts and Sciences, General Studies, and Humanities        | 587           | \$71,262        | \$75,485        | \$75,485        | \$75,485         |
| <b>BIOLOGICAL and BIOMEDICAL SCIENCES</b>                         | <b>408</b>    | <b>\$44,354</b> | <b>\$38,577</b> | <b>\$44,340</b> | <b>\$48,943</b>  |
| Biology   | 201           | \$43,349        | \$38,355        | \$44,188        | \$48,943         |
| Biochemistry, Biophysics, and Molecular Biology                   | 69            | \$46,409        | \$41,914        | \$44,550        | \$50,750         |
| Physiology, Pathology, and Related Sciences                       | 4             | \$45,448        | \$42,952        | \$45,448        | \$47,944         |
| Biomathematics, Bioinformatics, and Computational Biology         | 4             | \$55,500        | \$52,500        | \$55,500        | \$58,500         |
| Biotechnology   | 12            | \$62,620        | \$49,730        | \$69,065        | \$69,065         |
| Ecology, Evolution, Systematics, and Population Biology           | 32            | \$42,494        | \$33,834        | \$40,500        | \$45,000         |
| Neurobiology and Neurosciences                                    | 80            | \$43,092        | \$38,577        | \$44,340        | \$45,000         |
| <b>MATHEMATICS and STATISTICS</b>                                 | <b>291</b>    | <b>\$87,074</b> | <b>\$66,333</b> | <b>\$81,938</b> | <b>\$102,000</b> |
| Mathematics   | 200           | \$89,195        | \$72,000        | \$79,969        | \$100,540        |
| Applied Mathematics   | 12            | \$63,668        | \$57,130        | \$62,167        | \$69,167         |
| Statistics  | 77            | \$85,722        | \$66,333        | \$102,000       | \$102,000        |
| <b>MULTI/INTERDISCIPLINARY STUDIES</b>                            | <b>194</b>    | <b>\$62,018</b> | <b>\$47,500</b> | <b>\$69,084</b> | <b>\$73,133</b>  |
| Multi/Interdisciplinary Studies                                   | 13            | \$50,546        | \$35,636        | \$43,077        | \$50,000         |
| Biopsychology   | 7             | \$48,320        | \$47,500        | \$47,500        | \$58,000         |
| Science, Technology and Society                                   | 18            | \$82,042        | \$80,398        | \$80,398        | \$80,398         |
| Natural Sciences  | 7             | \$40,000        | \$40,000        | \$40,000        | \$40,000         |
| Nutrition Sciences  | 19            | \$47,525        | \$45,898        | \$45,898        | \$51,857         |
| International/Global Studies                                      | 15            | \$52,784        | \$52,941        | \$54,136        | \$54,136         |
| Classical and Ancient Studies                                     | 7             | \$68,331        | \$73,133        | \$73,133        | \$73,133         |
| Cognitive Science   | 12            | \$44,083        | \$41,600        | \$41,600        | \$41,600         |
| Cultural Studies  | 5             | \$49,530        | \$49,530        | \$49,530        | \$49,530         |
| Sustainability Studies  | 7             | \$56,657        | \$41,000        | \$48,000        | \$75,000         |
| Data Science  | 6             | \$60,610        | \$39,520        | \$72,500        | \$81,250         |
| Data Analytics  | 62            | \$73,819        | \$71,858        | \$71,858        | \$78,225         |
| Multi/Interdisciplinary Studies, Other                            | 8             | \$63,500        | \$58,834        | \$68,167        | \$68,167         |
| <b>PARKS, RECREATION, LEISURE, and FITNESS STUDIES</b>            | <b>77</b>     | <b>\$48,371</b> | <b>\$42,346</b> | <b>\$49,150</b> | <b>\$49,150</b>  |
| Health and Physical Education/Fitness                             | 69            | \$47,726        | \$42,346        | \$49,150        | \$49,150         |
| Leisure and Recreational Activities                               | 6             | \$59,062        | \$45,040        | \$48,520        | \$52,250         |

# BACHELOR'S DEGREES/STARTING SALARY BY REGION AND MAJOR

## BACHELOR'S DEGREE SALARIES BY REGION AND MAJOR – MIDEAST

| REGION/ACADEMIC MAJOR  | # OF SALARIES | MEAN            | 25TH PERCENTILE | MEDIAN          | 75TH PERCENTILE |
|--|---------------|-----------------|-----------------|-----------------|-----------------|
| <b>MIDEAST REGION</b>  |               |                 |                 |                 |                 |
| <b>PHILOSOPHY and RELIGIOUS STUDIES</b>  | <b>43</b>     | <b>\$50,925</b> | <b>\$34,500</b> | <b>\$50,000</b> | <b>\$65,750</b> |
| Philosophy   | 33            | \$54,955        | \$34,500        | \$60,975        | \$65,750        |
| Religion/Religious Studies   | 9             | \$36,587        | \$34,140        | \$35,000        | \$40,000        |
| <b>PHYSICAL SCIENCES</b>   | <b>116</b>    | <b>\$60,756</b> | <b>\$49,555</b> | <b>\$61,887</b> | <b>\$69,320</b> |
| Astronomy and Astrophysics   | 4             | \$61,693        | \$53,886        | \$59,443        | \$69,500        |
| Chemistry  | 52            | \$57,591        | \$48,920        | \$61,000        | \$64,000        |
| Geological and Earth Sciences  | 21            | \$44,609        | \$42,640        | \$50,000        | \$50,000        |
| Physics  | 38            | \$74,371        | \$63,333        | \$70,950        | \$85,000        |
| <b>PSYCHOLOGY</b>  | <b>433</b>    | <b>\$44,539</b> | <b>\$36,755</b> | <b>\$43,680</b> | <b>\$50,000</b> |
| Psychology   | 409           | \$44,080        | \$36,375        | \$43,680        | \$50,000        |
| Research and Experimental Psychology   | 17            | \$55,839        | \$50,625        | \$50,625        | \$65,000        |
| Clinical Counseling and Applied Psychology   | 7             | \$43,929        | \$44,000        | \$44,000        | \$44,000        |
| <b>HOMELAND SECURITY, LAW ENFORCEMENT, FIREFIGHTING, and RELATED PROTECTIVE SERVICES</b> | <b>127</b>    | <b>\$49,392</b> | <b>\$40,800</b> | <b>\$48,160</b> | <b>\$50,200</b> |
| Criminal Justice and Corrections   | 107           | \$47,609        | \$40,800        | \$48,160        | \$49,943        |
| Homeland Security  | 8             | \$50,700        | \$39,560        | \$44,120        | \$44,120        |
| Security Science and Technology (Cybersecurity)  | 12            | \$64,417        | \$64,100        | \$64,100        | \$64,100        |
| <b>PUBLIC ADMINISTRATION and SOCIAL SERVICE PROFESSIONS</b>                              | <b>123</b>    | <b>\$67,472</b> | <b>\$45,000</b> | <b>\$81,493</b> | <b>\$81,493</b> |
| Public Policy Analysis   | 6             | \$54,333        | \$36,000        | \$52,250        | \$62,000        |
| Social Work  | 35            | \$43,089        | \$39,798        | \$41,500        | \$45,000        |
| <b>SOCIAL SCIENCES</b>   | <b>1,166</b>  | <b>\$62,651</b> | <b>\$52,302</b> | <b>\$60,531</b> | <b>\$70,727</b> |
| Social Sciences  | 23            | \$64,984        | \$43,081        | \$65,000        | \$81,600        |
| Anthropology   | 37            | \$48,259        | \$38,966        | \$48,500        | \$52,000        |
| Criminology  | 17            | \$47,100        | \$39,453        | \$50,127        | \$54,000        |
| Economics  | 445           | \$75,025        | \$65,629        | \$74,551        | \$91,333        |
| Geography  | 16            | \$42,793        | \$36,750        | \$44,257        | \$46,072        |
| International Relations and National Security Studies                                    | 164           | \$58,500        | \$53,737        | \$57,857        | \$61,572        |
| Political Science and Government   | 287           | \$57,345        | \$47,137        | \$57,906        | \$63,972        |
| Sociology  | 87            | \$51,894        | \$44,907        | \$53,500        | \$56,160        |
| Urban Studies/Affairs  | 11            | \$51,418        | \$45,000        | \$51,867        | \$55,000        |
| Sociology and Anthropology   | 7             | \$46,200        | \$46,280        | \$46,280        | \$46,280        |
| Social Sciences, Other   | 72            | \$47,822        | \$47,000        | \$47,000        | \$47,000        |
| <b>CONSTRUCTION TRADES</b>   | <b>14</b>     | <b>\$63,857</b> | <b>\$63,857</b> | <b>\$63,857</b> | <b>\$63,857</b> |
| Building/Construction Finishing, Management, and Inspection                              | 14            | \$63,857        | \$63,857        | \$63,857        | \$63,857        |
| <b>VISUAL and PERFORMING ARTS</b>  | <b>496</b>    | <b>\$45,767</b> | <b>\$40,000</b> | <b>\$44,500</b> | <b>\$53,314</b> |
| Visual and Performing Arts   | 9             | \$34,707        | \$28,176        | \$28,176        | \$43,100        |
| Dance  | 14            | \$42,740        | \$20,800        | \$36,830        | \$55,000        |

# BACHELOR'S DEGREES/STARTING SALARY BY REGION AND MAJOR

## BACHELOR'S DEGREE SALARIES BY REGION AND MAJOR – MIDEAST

| REGION/ACADEMIC MAJOR  | # OF SALARIES | MEAN            | 25TH PERCENTILE | MEDIAN          | 75TH PERCENTILE |
|--|---------------|-----------------|-----------------|-----------------|-----------------|
| <b>MIDEAST REGION</b>  |               |                 |                 |                 |                 |
| Design and Applied Arts  | 78            | \$54,438        | \$42,000        | \$54,173        | \$66,433        |
| Drama/Theatre Arts   | 58            | \$36,497        | \$27,600        | \$36,400        | \$48,378        |
| Film/Video and Photographic Arts                                     | 94            | \$44,622        | \$40,000        | \$40,000        | \$50,000        |
| Fine and Studio Arts   | 144           | \$46,892        | \$44,500        | \$44,500        | \$49,740        |
| Music  | 55            | \$44,544        | \$33,250        | \$43,680        | \$59,696        |
| Arts, Entertainment, and Media Management                            | 21            | \$42,843        | \$38,000        | \$43,091        | \$43,091        |
| Visual and Performing Arts, Other                                    | 17            | \$54,782        | \$54,246        | \$54,246        | \$55,250        |
| <b>HEALTH PROFESSIONS and RELATED PROGRAMS</b>                       | <b>750</b>    | <b>\$73,459</b> | <b>\$63,363</b> | <b>\$71,968</b> | <b>\$87,625</b> |
| Communication Disorders Sciences                                     | 7             | \$42,429        | \$35,000        | \$35,000        | \$56,000        |
| Health and Medical Administrative Services                           | 21            | \$59,403        | \$54,500        | \$57,350        | \$72,016        |
| Allied Health Diagnostic, Intervention, and Treatment Professions    | 15            | \$67,328        | \$60,000        | \$60,140        | \$60,140        |
| Public Health  | 70            | \$50,398        | \$42,680        | \$53,367        | \$55,150        |
| Rehabilitation and Therapeutic Professions                           | 5             | \$51,336        | \$38,500        | \$43,680        | \$65,000        |
| Medical Illustration and Informatics                                 | 4             | \$70,838        | \$51,676        | \$70,838        | \$90,000        |
| Bioethics/Medical Ethics   | 5             | \$39,816        | \$37,082        | \$37,082        | \$37,082        |
| Registered Nursing   | 588           | \$79,514        | \$65,420        | \$77,169        | \$97,548        |
| <b>BUSINESS, MANAGEMENT, MARKETING, and RELATED SUPPORT SERVICES</b> | <b>3,000</b>  | <b>\$73,627</b> | <b>\$58,067</b> | <b>\$68,222</b> | <b>\$91,555</b> |
| Business, General  | 528           | \$72,628        | \$54,250        | \$77,579        | \$91,555        |
| Business Administration/Management                                   | 823           | \$76,135        | \$51,104        | \$81,500        | \$99,599        |
| Accounting   | 369           | \$66,893        | \$58,909        | \$64,333        | \$69,311        |
| Business/Managerial Economics  | 12            | \$79,600        | \$62,050        | \$66,600        | \$95,634        |
| Entrepreneurial and Small Business Operations                        | 17            | \$60,353        | \$53,000        | \$59,000        | \$72,000        |
| Finance  | 477           | \$76,718        | \$64,778        | \$72,390        | \$101,246       |
| Hospitality Administration/Management                                | 24            | \$49,991        | \$34,680        | \$51,875        | \$64,683        |
| Human Resources Management   | 14            | \$60,674        | \$50,000        | \$61,000        | \$74,000        |
| International Business   | 63            | \$84,166        | \$65,000        | \$93,778        | \$95,690        |
| Management Information Systems                                       | 166           | \$95,018        | \$87,163        | \$94,080        | \$115,963       |
| Management Sciences and Quantitative Methods (Actuarial)             | 148           | \$80,022        | \$67,060        | \$88,000        | \$90,989        |
| Marketing  | 281           | \$59,430        | \$48,723        | \$59,792        | \$62,235        |
| Real Estate  | 27            | \$68,566        | \$62,085        | \$62,085        | \$82,760        |
| Insurance  | 17            | \$64,155        | \$64,155        | \$64,155        | \$64,155        |
| General Sales and Merchandising                                      | 8             | \$48,160        | \$50,000        | \$50,000        | \$50,000        |
| Construction Management  | 4             | \$63,500        | \$63,500        | \$63,500        | \$63,500        |
| Business, Management, Marketing, and Related Support Services, Other | 19            | \$64,626        | \$56,600        | \$61,478        | \$61,478        |
| <b>HISTORY</b>   | <b>125</b>    | <b>\$52,751</b> | <b>\$49,072</b> | <b>\$57,580</b> | <b>\$60,000</b> |
| History  | 125           | \$52,751        | \$49,072        | \$57,580        | \$60,000        |



# BACHELOR'S DEGREES/STARTING SALARY BY REGION AND MAJOR

## BACHELOR'S DEGREE SALARIES BY REGION AND MAJOR – GREAT LAKES

| REGION/ACADEMIC MAJOR  | # OF SALARIES | MEAN            | 25TH PERCENTILE | MEDIAN          | 75TH PERCENTILE |
|--|---------------|-----------------|-----------------|-----------------|-----------------|
| <b>GREAT LAKES REGION</b>  |               |                 |                 |                 |                 |
| <b>AGRICULTURE</b>   | <b>472</b>    | <b>\$49,235</b> | <b>\$39,111</b> | <b>\$51,888</b> | <b>\$55,164</b> |
| Agricultural Business and Management                             | 189           | \$52,957        | \$51,888        | \$53,319        | \$56,064        |
| Agricultural Mechanization                                       | 13            | \$58,215        | \$58,215        | \$58,215        | \$58,215        |
| Agricultural Production Operations                               | 10            | \$55,164        | \$55,164        | \$55,164        | \$55,164        |
| Agricultural Public Services                                     | 25            | \$46,833        | \$38,260        | \$52,061        | \$52,061        |
| Animal Sciences  | 120           | \$39,150        | \$38,600        | \$39,111        | \$39,111        |
| Food Science and Technology                                      | 40            | \$56,283        | \$51,474        | \$55,480        | \$60,972        |
| Plant Science  | 37            | \$43,857        | \$36,840        | \$40,093        | \$53,333        |
| Veterinary/Animal Health Technologies/Technicians                | 11            | \$42,273        | \$42,273        | \$42,273        | \$42,273        |
| Agriculture, Agriculture Operations, and Related Sciences, Other | 24            | \$65,816        | \$65,816        | \$65,816        | \$65,816        |
| <b>NATURAL RESOURCES</b>   | <b>159</b>    | <b>\$42,412</b> | <b>\$33,901</b> | <b>\$41,175</b> | <b>\$49,184</b> |
| Natural Resources Conservation and Research                      | 123           | \$45,175        | \$37,901        | \$45,067        | \$49,964        |
| Natural Resources Management                                     | 11            | \$33,704        | \$33,467        | \$33,901        | \$33,901        |
| Fishing and Fisheries Sciences                                   | 13            | \$34,360        | \$30,365        | \$30,365        | \$30,365        |
| Forestry   | 12            | \$30,805        | \$25,400        | \$30,805        | \$36,210        |
| <b>ARCHITECTURE and RELATED SERVICES</b>                         | <b>61</b>     | <b>\$51,183</b> | <b>\$49,988</b> | <b>\$50,487</b> | <b>\$54,455</b> |
| Architecture   | 19            | \$50,381        | \$50,487        | \$50,487        | \$50,487        |
| City/Urban, Community, and Regional Planning                     | 10            | \$49,490        | \$49,988        | \$49,988        | \$49,988        |
| Interior Architecture  | 7             | \$45,720        | \$42,500        | \$47,008        | \$47,008        |
| Landscape Architecture   | 10            | \$56,150        | \$57,389        | \$57,389        | \$57,389        |
| Architectural Sciences and Technology                            | 15            | \$52,564        | \$54,455        | \$54,455        | \$54,455        |
| <b>AREA, ETHNIC, CULTURAL, GENDER, and GROUP STUDIES</b>         | <b>31</b>     | <b>\$46,151</b> | <b>\$34,893</b> | <b>\$49,867</b> | <b>\$52,000</b> |
| Area Studies   | 10            | \$39,214        | \$26,408        | \$37,204        | \$50,000        |
| Ethnic, Cultural Minority, Gender, and Group Studies             | 21            | \$49,455        | \$39,000        | \$49,867        | \$52,000        |
| <b>COMMUNICATION, JOURNALISM, and RELATED PROGRAMS</b>           | <b>799</b>    | <b>\$45,326</b> | <b>\$41,484</b> | <b>\$46,469</b> | <b>\$50,149</b> |
| Communication and Media Studies                                  | 477           | \$46,118        | \$45,000        | \$46,469        | \$50,000        |
| Journalism   | 75            | \$38,386        | \$35,000        | \$40,760        | \$41,556        |
| Radio, Television, and Digital Communication                     | 95            | \$45,525        | \$36,067        | \$47,144        | \$55,685        |
| Public Relations, Advertising, and Applied Communication         | 135           | \$46,866        | \$44,500        | \$49,000        | \$55,724        |
| Communication, Journalism, and Related Programs, Other           | 17            | \$40,406        | \$41,010        | \$41,010        | \$41,010        |
| <b>COMMUNICATIONS TECHNOLOGIES</b>                               | <b>23</b>     | <b>\$40,917</b> | <b>\$38,507</b> | <b>\$42,014</b> | <b>\$42,014</b> |
| Audiovisual Communications Technologies                          | 6             | \$37,854        | \$35,000        | \$38,507        | \$38,507        |
| Graphic Communications   | 17            | \$41,999        | \$42,014        | \$42,014        | \$44,000        |
| <b>COMPUTER and INFORMATION SCIENCES and SUPPORT SERVICES</b>    | <b>1,355</b>  | <b>\$76,418</b> | <b>\$65,000</b> | <b>\$70,571</b> | <b>\$83,500</b> |
| Computer and Information Science                                 | 488           | \$74,687        | \$67,000        | \$74,281        | \$79,397        |

# BACHELOR'S DEGREES/STARTING SALARY BY REGION AND MAJOR

## BACHELOR'S DEGREE SALARIES BY REGION AND MAJOR – GREAT LAKES

| REGION/ACADEMIC MAJOR   | # OF SALARIES | MEAN            | 25TH PERCENTILE | MEDIAN          | 75TH PERCENTILE |
|---|---------------|-----------------|-----------------|-----------------|-----------------|
| <b>GREAT LAKES REGION</b>                                     |               |                 |                 |                 |                 |
| Information Science   | 31            | \$73,121        | \$67,596        | \$80,813        | \$80,813        |
| Computer Systems Analysis                                     | 10            | \$67,125        | \$68,406        | \$68,406        | \$68,406        |
| Computer Science  | 547           | \$85,493        | \$68,000        | \$83,500        | \$104,876       |
| Computer Software and Media Applications                      | 99            | \$65,739        | \$63,945        | \$66,337        | \$70,571        |
| Computer Systems Networking and Telecommunications            | 38            | \$49,374        | \$30,104        | \$57,500        | \$60,286        |
| Computer/Information Technology Administration and Management | 142           | \$63,460        | \$62,500        | \$65,000        | \$65,000        |
| <b>PERSONAL AND CULINARY SERVICES</b>                         | <b>5</b>      | <b>\$36,500</b> | <b>\$36,500</b> | <b>\$36,500</b> | <b>\$36,500</b> |
| Funeral Service and Mortuary Science                          | 5             | \$36,500        | \$36,500        | \$36,500        | \$36,500        |
| <b>EDUCATION</b>  | <b>1,228</b>  | <b>\$40,512</b> | <b>\$38,965</b> | <b>\$41,082</b> | <b>\$44,240</b> |
| Education, General  | 18            | \$43,108        | \$40,000        | \$41,880        | \$47,844        |
| Education Administration and Supervision                      | 96            | \$40,439        | \$40,317        | \$40,317        | \$40,317        |
| Special Education and Teaching                                | 195           | \$40,746        | \$40,000        | \$40,000        | \$44,000        |
| Student Counseling and Personnel Services                     | 5             | \$35,000        | \$35,000        | \$35,000        | \$35,000        |
| Teacher Education, Specific Levels and Methods                | 617           | \$39,521        | \$35,805        | \$41,163        | \$44,158        |
| Teacher Education, Specific Subject Areas                     | 275           | \$42,266        | \$39,894        | \$42,714        | \$46,150        |
| Teaching English as a Second Language                         | 10            | \$39,639        | \$35,000        | \$43,125        | \$43,125        |
| Education, Other  | 8             | \$48,580        | \$49,500        | \$49,608        | \$49,608        |
| <b>ENGINEERING</b>  | <b>3,568</b>  | <b>\$74,444</b> | <b>\$68,184</b> | <b>\$73,181</b> | <b>\$77,150</b> |
| Engineering, General  | 78            | \$72,222        | \$69,889        | \$73,925        | \$73,925        |
| Aerospace Engineering   | 152           | \$78,092        | \$76,998        | \$76,998        | \$77,243        |
| Agricultural Engineering                                      | 91            | \$66,344        | \$60,354        | \$67,610        | \$72,000        |
| Architectural Engineering                                     | 22            | \$68,864        | \$68,864        | \$68,864        | \$68,864        |
| Biomedical/Medical Engineering                                | 145           | \$72,704        | \$70,000        | \$72,657        | \$76,796        |
| Chemical Engineering  | 311           | \$73,456        | \$72,613        | \$74,611        | \$76,250        |
| Civil Engineering   | 352           | \$65,051        | \$62,213        | \$63,596        | \$68,292        |
| Computer Engineering  | 541           | \$89,562        | \$80,000        | \$80,000        | \$103,165       |
| Electrical, Electronics, and Communications Engineering       | 333           | \$77,223        | \$74,366        | \$77,754        | \$82,000        |
| Engineering Physics   | 36            | \$76,699        | \$69,375        | \$75,050        | \$85,000        |
| Environmental/Environmental Health Engineering                | 46            | \$63,583        | \$60,529        | \$64,001        | \$65,860        |
| Materials Engineering   | 72            | \$72,106        | \$70,530        | \$70,530        | \$72,171        |
| Mechanical Engineering  | 976           | \$70,436        | \$68,000        | \$68,991        | \$74,560        |
| Nuclear Engineering   | 11            | \$71,247        | \$71,247        | \$71,247        | \$71,247        |
| Systems Engineering   | 20            | \$84,136        | \$84,136        | \$84,136        | \$84,136        |
| Polymer/Plastics Engineering                                  | 10            | \$63,652        | \$63,652        | \$63,652        | \$63,652        |
| Construction Engineering                                      | 16            | \$66,862        | \$66,862        | \$66,862        | \$66,862        |
| Industrial Engineering  | 276           | \$75,075        | \$73,652        | \$76,780        | \$76,780        |

# BACHELOR'S DEGREES/STARTING SALARY BY REGION AND MAJOR

## BACHELOR'S DEGREE SALARIES BY REGION AND MAJOR – GREAT LAKES

| REGION/ACADEMIC MAJOR   | # OF SALARIES | MEAN            | 25TH PERCENTILE | MEDIAN          | 75TH PERCENTILE |
|---|---------------|-----------------|-----------------|-----------------|-----------------|
| <b>GREAT LAKES REGION</b>   |               |                 |                 |                 |                 |
| Manufacturing Engineering   | 4             | \$67,540        | \$67,540        | \$67,540        | \$67,540        |
| Electrical and Computer Engineering                               | 17            | \$66,279        | \$66,279        | \$66,279        | \$66,279        |
| Engineering, Other  | 53            | \$71,764        | \$68,791        | \$74,879        | \$74,879        |
| <b>ENGINEERING TECHNOLOGIES</b>                                   | <b>470</b>    | <b>\$64,442</b> | <b>\$61,997</b> | <b>\$65,356</b> | <b>\$66,916</b> |
| Architectural Engineering Technologies                            | 61            | \$64,867        | \$65,356        | \$65,356        | \$65,356        |
| Electrical Engineering Technologies                               | 34            | \$68,529        | \$60,000        | \$74,000        | \$74,000        |
| Industrial Production Technologies                                | 106           | \$63,479        | \$61,997        | \$61,997        | \$69,000        |
| Quality Control and Safety Technologies/Technicians               | 7             | \$61,251        | \$60,627        | \$60,627        | \$60,627        |
| Mechanical Engineering-Related Technologies                       | 190           | \$64,828        | \$63,709        | \$66,913        | \$66,913        |
| Computer Engineering Technologies                                 | 4             | \$35,500        | \$24,000        | \$24,000        | \$47,000        |
| Engineering-Related Fields  | 22            | \$67,399        | \$67,885        | \$67,885        | \$67,885        |
| <b>FOREIGN LANGUAGES, LITERATURES, and LINGUISTICS</b>            | <b>127</b>    | <b>\$42,633</b> | <b>\$37,820</b> | <b>\$39,220</b> | <b>\$50,000</b> |
| Linguistic, Comparative, and Related Language Studies             | 12            | \$42,890        | \$39,520        | \$43,360        | \$50,790        |
| East Asian Languages  | 9             | \$52,111        | \$44,000        | \$55,500        | \$56,000        |
| Germanic Languages  | 11            | \$36,388        | \$30,000        | \$38,000        | \$43,680        |
| Romance Languages   | 85            | \$42,649        | \$37,820        | \$38,500        | \$47,380        |
| Classics and Classical Languages                                  | 4             | \$34,530        | \$27,040        | \$35,570        | \$42,020        |
| <b>FAMILY and CONSUMER SCIENCES/HUMAN SCIENCES</b>                | <b>115</b>    | <b>\$43,179</b> | <b>\$37,195</b> | <b>\$41,516</b> | <b>\$49,637</b> |
| Family and Consumer Sciences/Human Sciences                       | 11            | \$38,371        | \$36,898        | \$36,898        | \$36,898        |
| Family and Consumer Sciences/Human Sciences Business Services     | 21            | \$48,539        | \$46,344        | \$49,637        | \$49,637        |
| Foods, Nutrition, and Related Services                            | 6             | \$36,180        | \$29,000        | \$34,260        | \$40,560        |
| Human Development, Family Studies, and Related Services           | 34            | \$36,878        | \$35,115        | \$37,195        | \$41,516        |
| Apparel and Textiles  | 38            | \$48,242        | \$39,520        | \$52,938        | \$53,755        |
| <b>LEGAL STUDIES</b>  | <b>80</b>     | <b>\$47,203</b> | <b>\$47,851</b> | <b>\$47,851</b> | <b>\$47,851</b> |
| Legal Support Services  | 76            | \$47,639        | \$47,851        | \$47,851        | \$47,851        |
| <b>ENGLISH LANGUAGE and LITERATURE/LETTERS</b>                    | <b>142</b>    | <b>\$41,271</b> | <b>\$40,000</b> | <b>\$41,367</b> | <b>\$47,354</b> |
| English Language and Literature/Letters                           | 125           | \$40,850        | \$39,660        | \$40,844        | \$47,354        |
| Rhetoric and Composition/Writing Studies                          | 14            | \$44,411        | \$45,000        | \$47,380        | \$49,093        |
| <b>LIBERAL ARTS and SCIENCES, GENERAL STUDIES, and HUMANITIES</b> | <b>158</b>    | <b>\$45,348</b> | <b>\$35,984</b> | <b>\$43,022</b> | <b>\$49,146</b> |
| Liberal Arts and Sciences, General Studies, and Humanities        | 158           | \$45,348        | \$35,984        | \$43,022        | \$49,146        |
| <b>BIOLOGICAL and BIOMEDICAL SCIENCES</b>                         | <b>606</b>    | <b>\$40,695</b> | <b>\$36,729</b> | <b>\$41,800</b> | <b>\$45,719</b> |
| Biology   | 348           | \$40,332        | \$36,729        | \$42,000        | \$45,006        |
| Biochemistry, Biophysics, and Molecular Biology                   | 53            | \$41,652        | \$35,586        | \$39,520        | \$51,021        |
| Botany  | 5             | \$45,712        | \$44,720        | \$46,373        | \$46,373        |

# BACHELOR'S DEGREES/STARTING SALARY BY REGION AND MAJOR

## BACHELOR'S DEGREE SALARIES BY REGION AND MAJOR – GREAT LAKES

| REGION/ACADEMIC MAJOR                                   | # OF SALARIES | MEAN            | 25TH PERCENTILE | MEDIAN          | 75TH PERCENTILE |
|---|---------------|-----------------|-----------------|-----------------|-----------------|
| <b>GREAT LAKES REGION</b>                               |               |                 |                 |                 |                 |
| Cell/Cellular Biology                                   | 19            | \$49,240        | \$50,031        | \$50,031        | \$50,031        |
| Microbiological Sciences                                | 27            | \$38,349        | \$41,394        | \$41,394        | \$45,997        |
| Zoology/Animal Biology                                  | 25            | \$31,232        | \$29,227        | \$29,450        | \$34,011        |
| Genetics  | 12            | \$40,514        | \$36,850        | \$43,238        | \$43,238        |
| Physiology, Pathology, and Related Sciences             | 20            | \$41,325        | \$41,028        | \$41,028        | \$41,028        |
| Biotechnology   | 6             | \$52,093        | \$46,280        | \$50,000        | \$60,000        |
| Ecology, Evolution, Systematics, and Population Biology | 15            | \$43,224        | \$39,076        | \$39,076        | \$56,080        |
| Neurobiology and Neurosciences                          | 54            | \$40,440        | \$35,787        | \$41,600        | \$45,719        |
| Biological Sciences, Other                              | 20            | \$43,262        | \$38,523        | \$41,762        | \$49,286        |
| <b>MATHEMATICS and STATISTICS</b>                       | <b>306</b>    | <b>\$71,377</b> | <b>\$60,000</b> | <b>\$68,500</b> | <b>\$88,786</b> |
| Mathematics   | 167           | \$63,524        | \$51,200        | \$65,000        | \$71,581        |
| Applied Mathematics                                     | 48            | \$68,174        | \$65,784        | \$69,930        | \$69,930        |
| Statistics  | 87            | \$88,904        | \$70,014        | \$100,000       | \$100,000       |
| Mathematics and Statistics, Other                       | 4             | \$56,460        | \$56,460        | \$56,460        | \$56,460        |
| <b>MULTI/INTERDISCIPLINARY STUDIES</b>                  | <b>346</b>    | <b>\$64,948</b> | <b>\$53,444</b> | <b>\$65,809</b> | <b>\$70,967</b> |
| Multi/Interdisciplinary Studies                         | 17            | \$42,482        | \$28,000        | \$45,000        | \$48,055        |
| Systems Science and Theory                              | 7             | \$45,300        | \$45,300        | \$45,300        | \$45,300        |
| Mathematics and Computer Science                        | 21            | \$124,048       | \$125,000       | \$125,000       | \$125,000       |
| International/Global Studies                            | 14            | \$47,664        | \$40,000        | \$50,200        | \$53,720        |
| Human Biology   | 4             | \$42,500        | \$42,500        | \$42,500        | \$42,500        |
| Sustainability Studies                                  | 28            | \$50,065        | \$44,925        | \$49,269        | \$53,444        |
| Geography and Environmental Studies                     | 4             | \$39,470        | \$33,730        | \$40,419        | \$45,210        |
| Data Science  | 4             | \$61,240        | \$60,827        | \$61,653        | \$61,653        |
| Data Analytics  | 37            | \$58,172        | \$46,155        | \$58,500        | \$66,583        |
| Multi/Interdisciplinary Studies, Other                  | 197           | \$67,852        | \$65,809        | \$70,967        | \$70,967        |
| <b>PARKS, RECREATION, LEISURE, and FITNESS STUDIES</b>  | <b>209</b>    | <b>\$41,838</b> | <b>\$36,750</b> | <b>\$42,333</b> | <b>\$46,189</b> |
| Parks, Recreation, and Leisure Studies                  | 19            | \$42,897        | \$41,600        | \$45,904        | \$45,904        |
| Parks, Recreation, and Leisure Facilities Management    | 15            | \$37,639        | \$35,000        | \$35,000        | \$42,952        |
| Health and Physical Education/Fitness                   | 136           | \$43,062        | \$38,437        | \$42,650        | \$46,461        |
| Leisure and Recreational Activities                     | 26            | \$34,913        | \$35,000        | \$35,000        | \$35,000        |
| Parks, Recreation, Leisure, and Fitness Studies, Other  | 13            | \$46,189        | \$46,189        | \$46,189        | \$46,189        |
| <b>PHILOSOPHY and RELIGIOUS STUDIES</b>                 | <b>42</b>     | <b>\$43,676</b> | <b>\$37,000</b> | <b>\$42,134</b> | <b>\$55,208</b> |
| Philosophy  | 31            | \$44,345        | \$33,840        | \$44,720        | \$55,208        |
| Religion/Religious Studies                              | 11            | \$41,791        | \$37,440        | \$38,320        | \$41,600        |
| <b>THEOLOGY and RELIGIOUS VOCATIONS</b>                 | <b>12</b>     | <b>\$39,834</b> | <b>\$35,618</b> | <b>\$41,220</b> | <b>\$45,000</b> |
| Theological and Ministerial Studies                     | 5             | \$40,250        | \$35,618        | \$36,442        | \$45,000        |

# BACHELOR'S DEGREES/STARTING SALARY BY REGION AND MAJOR

## BACHELOR'S DEGREE SALARIES BY REGION AND MAJOR – GREAT LAKES

| REGION/ACADEMIC MAJOR  | # OF SALARIES | MEAN            | 25TH PERCENTILE | MEDIAN          | 75TH PERCENTILE |
|--|---------------|-----------------|-----------------|-----------------|-----------------|
| <b>GREAT LAKES REGION</b>  |               |                 |                 |                 |                 |
| <b>PHYSICAL SCIENCES</b>   | <b>203</b>    | <b>\$52,924</b> | <b>\$41,040</b> | <b>\$52,000</b> | <b>\$63,460</b> |
| Atmospheric Sciences and Meteorology   | 5             | \$47,600        | \$42,667        | \$42,667        | \$52,000        |
| Chemistry  | 89            | \$51,641        | \$45,760        | \$50,000        | \$59,535        |
| Geological and Earth Sciences  | 52            | \$46,160        | \$30,480        | \$47,100        | \$61,000        |
| Physics  | 56            | \$61,148        | \$52,180        | \$64,000        | \$77,200        |
| <b>PSYCHOLOGY</b>  | <b>720</b>    | <b>\$39,179</b> | <b>\$37,080</b> | <b>\$37,534</b> | <b>\$40,536</b> |
| Psychology   | 406           | \$38,901        | \$36,355        | \$37,979        | \$40,509        |
| Research and Experimental Psychology   | 133           | \$43,096        | \$40,509        | \$40,536        | \$47,356        |
| Clinical Counseling and Applied Psychology   | 176           | \$37,044        | \$37,080        | \$37,080        | \$37,080        |
| Psychology, Other  | 5             | \$32,688        | \$31,427        | \$31,427        | \$34,580        |
| <b>HOMELAND SECURITY, LAW ENFORCEMENT, FIREFIGHTING, and RELATED PROTECTIVE SERVICES</b> | <b>555</b>    | <b>\$50,260</b> | <b>\$45,000</b> | <b>\$47,920</b> | <b>\$48,418</b> |
| Criminal Justice and Corrections   | 445           | \$45,497        | \$41,168        | \$47,920        | \$47,920        |
| Fire Protection  | 97            | \$70,652        | \$60,000        | \$76,459        | \$76,459        |
| Security Science and Technology (Cybersecurity)  | 12            | \$61,230        | \$46,952        | \$48,000        | \$75,333        |
| <b>PUBLIC ADMINISTRATION and SOCIAL SERVICE PROFESSIONS</b>                              | <b>356</b>    | <b>\$43,223</b> | <b>\$37,537</b> | <b>\$38,380</b> | <b>\$49,250</b> |
| Public Administration  | 89            | \$57,389        | \$50,603        | \$61,098        | \$61,098        |
| Public Policy Analysis   | 4             | \$50,195        | \$50,195        | \$50,195        | \$50,195        |
| Social Work  | 232           | \$38,621        | \$37,537        | \$37,537        | \$41,894        |
| <b>SOCIAL SCIENCES</b>   | <b>816</b>    | <b>\$51,526</b> | <b>\$42,667</b> | <b>\$50,035</b> | <b>\$62,376</b> |
| Social Sciences  | 21            | \$35,812        | \$27,912        | \$38,800        | \$39,245        |
| Anthropology   | 29            | \$35,533        | \$25,480        | \$30,927        | \$40,000        |
| Criminology  | 82            | \$41,812        | \$35,417        | \$40,500        | \$45,896        |
| Economics  | 289           | \$63,563        | \$62,376        | \$65,362        | \$69,250        |
| Geography  | 21            | \$45,212        | \$40,890        | \$43,333        | \$46,000        |
| International Relations and National Security Studies                                    | 52            | \$49,413        | \$42,667        | \$55,125        | \$55,729        |
| Political Science and Government   | 212           | \$47,742        | \$45,149        | \$50,000        | \$50,859        |
| Sociology  | 99            | \$44,176        | \$39,187        | \$46,394        | \$49,253        |
| Sociology and Anthropology   | 4             | \$37,330        | \$36,160        | \$38,250        | \$38,500        |
| Social Sciences, Other   | 7             | \$43,071        | \$43,071        | \$43,071        | \$43,071        |
| <b>TRANSPORTATION and MATERIALS MOVING</b>   | <b>63</b>     | <b>\$49,314</b> | <b>\$43,701</b> | <b>\$49,960</b> | <b>\$52,000</b> |
| Air Transportation   | 63            | \$49,314        | \$43,701        | \$49,960        | \$52,000        |
| <b>VISUAL and PERFORMING ARTS</b>  | <b>379</b>    | <b>\$41,457</b> | <b>\$33,973</b> | <b>\$39,590</b> | <b>\$47,244</b> |
| Visual and Performing Arts   | 7             | \$33,520        | \$33,520        | \$33,520        | \$33,520        |
| Design and Applied Arts  | 127           | \$47,335        | \$40,875        | \$47,244        | \$51,750        |
| Drama/Theatre Arts   | 39            | \$37,225        | \$30,600        | \$34,774        | \$43,000        |

# BACHELOR'S DEGREES/STARTING SALARY BY REGION AND MAJOR

## BACHELOR'S DEGREE SALARIES BY REGION AND MAJOR – GREAT LAKES

| REGION/ACADEMIC MAJOR  | # OF SALARIES | MEAN            | 25TH PERCENTILE | MEDIAN          | 75TH PERCENTILE |
|--|---------------|-----------------|-----------------|-----------------|-----------------|
| <b>GREAT LAKES REGION</b>  |               |                 |                 |                 |                 |
| Film/Video and Photographic Arts                                     | 24            | \$45,700        | \$44,960        | \$45,740        | \$49,460        |
| Fine and Studio Arts   | 116           | \$37,377        | \$33,580        | \$38,480        | \$39,351        |
| Music  | 55            | \$37,731        | \$29,484        | \$33,973        | \$44,045        |
| Arts, Entertainment, and Media Management                            | 10            | \$42,332        | \$37,464        | \$37,464        | \$50,000        |
| <b>HEALTH PROFESSIONS and RELATED PROGRAMS</b>                       | <b>2,799</b>  | <b>\$56,241</b> | <b>\$46,635</b> | <b>\$59,000</b> | <b>\$65,453</b> |
| Communication Disorders Sciences                                     | 24            | \$41,582        | \$34,320        | \$45,423        | \$45,667        |
| Dental Support Services  | 17            | \$74,045        | \$71,600        | \$77,500        | \$79,820        |
| Health and Medical Administrative Services                           | 482           | \$48,718        | \$48,000        | \$48,000        | \$48,000        |
| Allied Health and Medical Assisting Services                         | 21            | \$51,635        | \$51,635        | \$51,635        | \$51,635        |
| Allied Health Diagnostic, Intervention, and Treatment Professions    | 26            | \$61,796        | \$52,155        | \$60,015        | \$67,551        |
| Clinical/Medical Laboratory Sciences                                 | 32            | \$57,579        | \$55,286        | \$55,286        | \$62,598        |
| Health/Medical Preparatory Programs                                  | 19            | \$43,828        | \$28,000        | \$38,907        | \$52,878        |
| Mental and Social Health Services                                    | 85            | \$40,530        | \$40,443        | \$40,443        | \$40,443        |
| Pharmacy, Pharmaceutical Sciences, and Administration                | 126           | \$79,351        | \$83,579        | \$83,579        | \$83,579        |
| Public Health  | 97            | \$48,024        | \$43,647        | \$48,585        | \$54,056        |
| Rehabilitation and Therapeutic Professions                           | 26            | \$36,569        | \$19,520        | \$40,450        | \$44,220        |
| Dietetics and Clinical Nutrition Services                            | 171           | \$40,464        | \$40,000        | \$40,000        | \$40,000        |
| Bioethics/Medical Ethics   | 33            | \$50,000        | \$50,000        | \$50,000        | \$50,000        |
| Registered Nursing   | 1,279         | \$65,201        | \$63,000        | \$65,000        | \$67,291        |
| Health Professions and Related Clinical Sciences, Other              | 15            | \$43,039        | \$36,350        | \$36,350        | \$52,890        |
| <b>BUSINESS, MANAGEMENT, MARKETING, and RELATED SUPPORT SERVICES</b> | <b>6,787</b>  | <b>\$59,973</b> | <b>\$53,500</b> | <b>\$58,250</b> | <b>\$67,600</b> |
| Business, General  | 813           | \$60,360        | \$50,550        | \$68,212        | \$68,212        |
| Business Administration/Management                                   | 1,855         | \$60,620        | \$54,000        | \$58,000        | \$65,568        |
| Accounting   | 893           | \$59,604        | \$54,336        | \$60,062        | \$61,588        |
| Business/Corporate Communications                                    | 30            | \$49,155        | \$44,907        | \$52,375        | \$52,375        |
| Business/Managerial Economics  | 97            | \$59,102        | \$44,014        | \$64,083        | \$65,405        |
| Entrepreneurial and Small Business Operations                        | 59            | \$54,750        | \$53,629        | \$53,629        | \$56,348        |
| Finance  | 1,178         | \$64,226        | \$62,609        | \$65,093        | \$67,600        |
| Hospitality Administration/Management                                | 75            | \$43,218        | \$40,308        | \$44,178        | \$45,616        |
| Human Resources Management   | 225           | \$50,963        | \$45,667        | \$52,232        | \$55,116        |
| International Business   | 79            | \$56,834        | \$53,500        | \$55,430        | \$64,778        |
| Management Information Systems                                       | 303           | \$68,956        | \$65,603        | \$72,359        | \$72,359        |
| Management Sciences and Quantitative Methods (Actuarial)             | 177           | \$67,729        | \$66,655        | \$68,632        | \$69,774        |
| Marketing  | 810           | \$52,569        | \$49,863        | \$54,572        | \$56,786        |



## BACHELOR'S DEGREES/STARTING SALARY BY REGION AND MAJOR

### BACHELOR'S DEGREE SALARIES BY REGION AND MAJOR – GREAT LAKES

| REGION/ACADEMIC MAJOR  | # OF SALARIES | MEAN            | 25TH PERCENTILE | MEDIAN          | 75TH PERCENTILE |
|--|---------------|-----------------|-----------------|-----------------|-----------------|
| <b>GREAT LAKES REGION</b>  |               |                 |                 |                 |                 |
| Real Estate  | 17            | \$56,260        | \$44,170        | \$68,389        | \$68,389        |
| Insurance  | 14            | \$57,423        | \$53,867        | \$54,722        | \$68,000        |
| General Sales and Merchandising                                      | 50            | \$57,156        | \$57,906        | \$57,906        | \$57,906        |
| Specialized Sales and Merchandising                                  | 9             | \$42,373        | \$44,445        | \$44,445        | \$44,445        |
| Construction Management  | 90            | \$64,328        | \$58,893        | \$62,000        | \$72,000        |
| Business, Management, Marketing, and Related Support Services, Other | 9             | \$54,420        | \$50,463        | \$50,463        | \$50,463        |
| <b>HISTORY</b>   | <b>98</b>     | <b>\$39,945</b> | <b>\$33,280</b> | <b>\$39,264</b> | <b>\$46,800</b> |
| History  | 98            | \$39,945        | \$33,280        | \$39,264        | \$46,800        |

### BACHELOR'S DEGREE SALARIES BY REGION AND MAJOR – PLAINS

| REGION/ACADEMIC MAJOR                                    | # OF SALARIES | MEAN            | 25TH PERCENTILE | MEDIAN          | 75TH PERCENTILE |
|--|---------------|-----------------|-----------------|-----------------|-----------------|
| <b>PLAINS REGION</b>                                     |               |                 |                 |                 |                 |
| <b>AGRICULTURE</b>                                       | <b>509</b>    | <b>\$47,172</b> | <b>\$44,451</b> | <b>\$45,383</b> | <b>\$51,796</b> |
| Agricultural Business and Management                     | 142           | \$51,306        | \$48,000        | \$52,840        | \$55,000        |
| Agricultural Mechanization                               | 15            | \$48,822        | \$45,377        | \$45,377        | \$55,712        |
| Applied Horticulture                                     | 13            | \$38,021        | \$33,070        | \$41,000        | \$42,833        |
| Agricultural Public Services                             | 49            | \$45,475        | \$44,338        | \$44,338        | \$45,383        |
| Animal Sciences  | 160           | \$43,918        | \$44,975        | \$44,975        | \$44,975        |
| Food Science and Technology                              | 23            | \$59,685        | \$57,577        | \$57,577        | \$71,417        |
| Plant Science  | 70            | \$47,922        | \$44,451        | \$50,221        | \$51,796        |
| Veterinary/Animal Health Technologies/Technicians        | 9             | \$34,320        | \$34,320        | \$34,320        | \$34,320        |
| <b>NATURAL RESOURCES</b>                                 | <b>80</b>     | <b>\$37,810</b> | <b>\$31,378</b> | <b>\$38,429</b> | <b>\$42,714</b> |
| Natural Resources Conservation and Research              | 46            | \$37,290        | \$34,972        | \$38,429        | \$39,511        |
| Natural Resources Management                             | 16            | \$34,629        | \$31,378        | \$31,378        | \$34,689        |
| Wildlife and Wildlands Science and Management            | 15            | \$44,097        | \$46,155        | \$46,155        | \$46,155        |
| <b>ARCHITECTURE and RELATED SERVICES</b>                 | <b>37</b>     | <b>\$50,373</b> | <b>\$49,118</b> | <b>\$49,118</b> | <b>\$52,247</b> |
| Architecture   | 19            | \$48,163        | \$46,850        | \$49,118        | \$49,118        |
| Interior Architecture                                    | 15            | \$52,247        | \$52,247        | \$52,247        | \$52,247        |
| <b>AREA, ETHNIC, CULTURAL, GENDER, and GROUP STUDIES</b> | <b>9</b>      | <b>\$42,527</b> | <b>\$35,360</b> | <b>\$35,600</b> | <b>\$44,950</b> |
| Ethnic, Cultural Minority, Gender, and Group Studies     | 8             | \$43,423        | \$34,440        | \$40,275        | \$53,225        |
| <b>COMMUNICATION, JOURNALISM, and RELATED PROGRAMS</b>   | <b>323</b>    | <b>\$43,861</b> | <b>\$41,944</b> | <b>\$43,225</b> | <b>\$46,898</b> |
| Communication and Media Studies                          | 130           | \$45,295        | \$41,944        | \$45,810        | \$48,185        |
| Journalism   | 110           | \$43,329        | \$43,225        | \$43,225        | \$43,225        |
| Radio, Television, and Digital Communication             | 7             | \$35,509        | \$36,573        | \$36,573        | \$36,573        |



## BACHELOR'S DEGREES/STARTING SALARY BY REGION AND MAJOR

### BACHELOR'S DEGREE SALARIES BY REGION AND MAJOR – PLAINS

| REGION/ACADEMIC MAJOR   | # OF SALARIES | MEAN            | 25TH PERCENTILE | MEDIAN          | 75TH PERCENTILE |
|---|---------------|-----------------|-----------------|-----------------|-----------------|
| <b>PLAINS REGION</b>  |               |                 |                 |                 |                 |
| Public Relations, Advertising, and Applied Communication      | 75            | \$43,040        | \$43,000        | \$43,000        | \$43,000        |
| <b>COMPUTER and INFORMATION SCIENCES and SUPPORT SERVICES</b> | <b>280</b>    | <b>\$72,655</b> | <b>\$69,501</b> | <b>\$73,020</b> | <b>\$75,000</b> |
| Computer and Information Science                              | 88            | \$76,761        | \$61,352        | \$80,000        | \$80,000        |
| Information Science   | 13            | \$66,692        | \$69,545        | \$69,545        | \$69,545        |
| Computer Science  | 161           | \$72,229        | \$71,210        | \$73,020        | \$74,417        |
| Computer Software and Media Applications                      | 5             | \$57,684        | \$57,684        | \$57,684        | \$57,684        |
| Computer/Information Technology Administration and Management | 13            | \$61,847        | \$39,177        | \$61,667        | \$75,000        |
| <b>EDUCATION</b>  | <b>558</b>    | <b>\$40,633</b> | <b>\$38,568</b> | <b>\$41,946</b> | <b>\$43,385</b> |
| Education, General  | 25            | \$41,318        | \$40,925        | \$40,954        | \$40,954        |
| Special Education and Teaching                                | 31            | \$37,922        | \$36,500        | \$39,683        | \$42,134        |
| Teacher Education, Specific Levels and Methods                | 358           | \$40,370        | \$38,342        | \$42,409        | \$43,385        |
| Teacher Education, Specific Subject Areas                     | 140           | \$41,856        | \$39,000        | \$41,973        | \$44,812        |
| <b>ENGINEERING</b>  | <b>952</b>    | <b>\$68,082</b> | <b>\$65,585</b> | <b>\$68,060</b> | <b>\$70,742</b> |
| Agricultural Engineering                                      | 27            | \$61,898        | \$59,030        | \$62,500        | \$62,500        |
| Architectural Engineering                                     | 30            | \$66,429        | \$66,418        | \$66,418        | \$66,418        |
| Biomedical/Medical Engineering                                | 37            | \$63,117        | \$58,250        | \$61,000        | \$66,333        |
| Chemical Engineering  | 71            | \$72,359        | \$70,222        | \$72,962        | \$74,171        |
| Civil Engineering   | 133           | \$62,505        | \$60,833        | \$63,699        | \$64,511        |
| Computer Engineering  | 83            | \$77,871        | \$74,507        | \$76,394        | \$84,650        |
| Electrical, Electronics, and Communications Engineering       | 83            | \$70,232        | \$67,035        | \$69,562        | \$73,250        |
| Mechanical Engineering  | 312           | \$67,843        | \$65,936        | \$68,060        | \$69,546        |
| Metallurgical Engineering                                     | 7             | \$79,035        | \$79,035        | \$79,035        | \$79,035        |
| Mining and Mineral Engineering                                | 11            | \$74,273        | \$74,273        | \$74,273        | \$74,273        |
| Construction Engineering                                      | 10            | \$64,858        | \$63,433        | \$63,433        | \$65,667        |
| Industrial Engineering  | 103           | \$68,677        | \$65,585        | \$70,742        | \$70,850        |
| Manufacturing Engineering                                     | 12            | \$66,620        | \$66,620        | \$66,620        | \$66,620        |
| Geological/Geophysical Engineering                            | 5             | \$64,000        | \$64,000        | \$64,000        | \$64,000        |
| Biological/Biosystems Engineering                             | 26            | \$60,131        | \$49,151        | \$63,900        | \$63,900        |
| <b>ENGINEERING TECHNOLOGIES</b>                               | <b>51</b>     | <b>\$58,886</b> | <b>\$62,950</b> | <b>\$62,950</b> | <b>\$62,950</b> |
| Mechanical Engineering-Related Technologies                   | 8             | \$43,250        | \$43,250        | \$43,250        | \$43,250        |
| Construction Engineering Technologies                         | 36            | \$62,950        | \$62,950        | \$62,950        | \$62,950        |
| <b>FOREIGN LANGUAGES, LITERATURES, and LINGUISTICS</b>        | <b>28</b>     | <b>\$50,996</b> | <b>\$45,000</b> | <b>\$51,134</b> | <b>\$58,020</b> |
| Linguistic, Comparative, and Related Language Studies         | 8             | \$52,520        | \$48,000        | \$54,620        | \$58,240        |
| Romance Languages   | 16            | \$50,696        | \$46,990        | \$50,354        | \$53,750        |

# BACHELOR'S DEGREES/STARTING SALARY BY REGION AND MAJOR

## BACHELOR'S DEGREE SALARIES BY REGION AND MAJOR – PLAINS

| REGION/ACADEMIC MAJOR   | # OF SALARIES | MEAN            | 25TH PERCENTILE | MEDIAN          | 75TH PERCENTILE |
|---|---------------|-----------------|-----------------|-----------------|-----------------|
| <b>PLAINS REGION</b>  |               |                 |                 |                 |                 |
| <b>FAMILY and CONSUMER SCIENCES/HUMAN SCIENCES</b>                | <b>145</b>    | <b>\$43,411</b> | <b>\$42,250</b> | <b>\$43,105</b> | <b>\$44,160</b> |
| Family and Consumer Sciences/Human Sciences                       | 8             | \$53,625        | \$55,857        | \$55,857        | \$55,857        |
| Family and Consumer Economics and Related Studies                 | 21            | \$44,596        | \$43,826        | \$43,826        | \$43,826        |
| Foods, Nutrition, and Related Services                            | 35            | \$44,072        | \$44,160        | \$44,160        | \$47,713        |
| Human Development, Family Studies, and Related Services           | 64            | \$41,478        | \$38,690        | \$43,105        | \$43,105        |
| Apparel and Textiles  | 17            | \$43,059        | \$42,000        | \$42,600        | \$45,000        |
| <b>ENGLISH LANGUAGE and LITERATURE/LETTERS</b>                    | <b>48</b>     | <b>\$39,711</b> | <b>\$37,667</b> | <b>\$39,803</b> | <b>\$42,310</b> |
| English Language and Literature/Letters                           | 33            | \$39,895        | \$37,060        | \$40,350        | \$43,750        |
| Rhetoric and Composition/Writing Studies                          | 14            | \$39,514        | \$39,355        | \$39,355        | \$40,250        |
| <b>LIBERAL ARTS and SCIENCES, GENERAL STUDIES, and HUMANITIES</b> | <b>40</b>     | <b>\$50,787</b> | <b>\$44,799</b> | <b>\$45,000</b> | <b>\$56,420</b> |
| Liberal Arts and Sciences, General Studies, and Humanities        | 40            | \$50,787        | \$44,799        | \$45,000        | \$56,420        |
| <b>BIOLOGICAL and BIOMEDICAL SCIENCES</b>                         | <b>195</b>    | <b>\$40,303</b> | <b>\$37,473</b> | <b>\$41,684</b> | <b>\$43,357</b> |
| Biology   | 106           | \$38,339        | \$33,873        | \$40,343        | \$42,160        |
| Biochemistry, Biophysics, and Molecular Biology                   | 23            | \$46,434        | \$37,710        | \$43,680        | \$57,000        |
| Microbiological Sciences  | 21            | \$40,279        | \$38,000        | \$39,538        | \$43,357        |
| Physiology, Pathology, and Related Sciences                       | 22            | \$41,913        | \$42,293        | \$42,413        | \$42,413        |
| Neurobiology and Neurosciences                                    | 17            | \$40,656        | \$37,473        | \$37,473        | \$42,536        |
| <b>MATHEMATICS and STATISTICS</b>                                 | <b>62</b>     | <b>\$62,286</b> | <b>\$56,000</b> | <b>\$63,500</b> | <b>\$72,500</b> |
| Mathematics   | 50            | \$62,459        | \$56,000        | \$63,750        | \$74,808        |
| Statistics  | 10            | \$64,976        | \$58,253        | \$62,500        | \$72,500        |
| <b>MULTI/INTERDISCIPLINARY STUDIES</b>                            | <b>71</b>     | <b>\$48,452</b> | <b>\$42,000</b> | <b>\$42,896</b> | <b>\$56,440</b> |
| Multi/Interdisciplinary Studies                                   | 35            | \$51,639        | \$42,896        | \$42,896        | \$50,000        |
| International/Global Studies                                      | 15            | \$43,246        | \$33,363        | \$38,520        | \$56,440        |
| Data Science  | 6             | \$57,451        | \$57,433        | \$57,460        | \$57,460        |
| <b>PARKS, RECREATION, LEISURE, and FITNESS STUDIES</b>            | <b>94</b>     | <b>\$36,494</b> | <b>\$32,656</b> | <b>\$36,000</b> | <b>\$40,864</b> |
| Parks, Recreation, and Leisure Facilities Management              | 25            | \$36,138        | \$36,000        | \$36,000        | \$36,000        |
| Health and Physical Education/Fitness                             | 57            | \$36,010        | \$31,200        | \$39,263        | \$41,000        |
| Leisure and Recreational Activities                               | 10            | \$34,644        | \$32,240        | \$32,240        | \$35,600        |
| <b>PHILOSOPHY and RELIGIOUS STUDIES</b>                           | <b>19</b>     | <b>\$42,174</b> | <b>\$30,000</b> | <b>\$45,000</b> | <b>\$50,000</b> |
| Philosophy  | 8             | \$49,063        | \$45,000        | \$45,000        | \$55,000        |
| Religion/Religious Studies  | 11            | \$37,164        | \$28,933        | \$30,000        | \$48,000        |
| <b>THEOLOGY and RELIGIOUS VOCATIONS</b>                           | <b>7</b>      | <b>\$39,971</b> | <b>\$36,450</b> | <b>\$36,450</b> | <b>\$55,000</b> |
| Pastoral Counseling and Specialized Ministries                    | 6             | \$42,633        | \$36,450        | \$36,450        | \$55,000        |

## BACHELOR'S DEGREES/STARTING SALARY BY REGION AND MAJOR

### BACHELOR'S DEGREE SALARIES BY REGION AND MAJOR – PLAINS

| REGION/ACADEMIC MAJOR  | # OF SALARIES | MEAN            | 25TH PERCENTILE | MEDIAN          | 75TH PERCENTILE |
|--|---------------|-----------------|-----------------|-----------------|-----------------|
| <b>PLAINS REGION</b>   |               |                 |                 |                 |                 |
| <b>PHYSICAL SCIENCES</b>   | <b>37</b>     | <b>\$48,506</b> | <b>\$43,500</b> | <b>\$47,840</b> | <b>\$50,000</b> |
| Chemistry  | 23            | \$46,369        | \$41,995        | \$45,084        | \$50,000        |
| Geological and Earth Sciences  | 7             | \$44,199        | \$40,000        | \$45,000        | \$48,698        |
| Physics  | 6             | \$61,473        | \$50,000        | \$65,000        | \$70,000        |
| <b>PSYCHOLOGY</b>  | <b>213</b>    | <b>\$39,501</b> | <b>\$38,375</b> | <b>\$39,513</b> | <b>\$40,654</b> |
| Psychology   | 213           | \$39,501        | \$38,375        | \$39,513        | \$40,654        |
| <b>HOMELAND SECURITY, LAW ENFORCEMENT, FIREFIGHTING, and RELATED PROTECTIVE SERVICES</b> | <b>82</b>     | <b>\$42,542</b> | <b>\$35,000</b> | <b>\$42,940</b> | <b>\$48,426</b> |
| Criminal Justice and Corrections   | 69            | \$41,022        | \$35,000        | \$41,661        | \$43,000        |
| Homeland Security  | 10            | \$54,164        | \$54,590        | \$54,590        | \$54,590        |
| <b>PUBLIC ADMINISTRATION and SOCIAL SERVICE PROFESSIONS</b>                              | <b>106</b>    | <b>\$40,731</b> | <b>\$33,161</b> | <b>\$37,250</b> | <b>\$45,646</b> |
| Public Administration and Social Services  | 40            | \$33,927        | \$33,161        | \$33,161        | \$33,161        |
| Public Administration  | 13            | \$61,000        | \$65,000        | \$65,000        | \$65,000        |
| Social Work  | 51            | \$40,332        | \$35,232        | \$39,756        | \$45,646        |
| <b>SOCIAL SCIENCES</b>   | <b>212</b>    | <b>\$46,877</b> | <b>\$41,111</b> | <b>\$47,667</b> | <b>\$51,766</b> |
| Social Sciences  | 21            | \$38,762        | \$35,000        | \$35,000        | \$42,000        |
| Anthropology   | 12            | \$43,409        | \$35,000        | \$38,507        | \$52,250        |
| Criminology  | 26            | \$45,373        | \$38,068        | \$52,066        | \$52,066        |
| Economics  | 50            | \$53,793        | \$47,667        | \$51,766        | \$58,000        |
| Geography  | 6             | \$44,963        | \$43,100        | \$43,100        | \$53,600        |
| International Relations and National Security Studies                                    | 7             | \$52,571        | \$50,000        | \$53,600        | \$53,600        |
| Political Science and Government   | 54            | \$44,183        | \$41,111        | \$43,651        | \$50,761        |
| Sociology  | 35            | \$47,427        | \$41,250        | \$50,006        | \$50,731        |
| <b>VISUAL and PERFORMING ARTS</b>  | <b>179</b>    | <b>\$40,735</b> | <b>\$34,661</b> | <b>\$40,427</b> | <b>\$47,990</b> |
| Visual and Performing Arts   | 6             | \$45,833        | \$45,000        | \$51,250        | \$51,250        |
| Design and Applied Arts  | 60            | \$43,288        | \$40,000        | \$45,658        | \$51,344        |
| Drama/Theatre Arts   | 18            | \$40,159        | \$31,200        | \$33,280        | \$48,250        |
| Film/Video and Photographic Arts   | 6             | \$35,100        | \$35,120        | \$35,120        | \$35,120        |
| Fine and Studio Arts   | 51            | \$37,696        | \$31,200        | \$36,443        | \$45,760        |
| Music  | 31            | \$42,154        | \$38,300        | \$40,427        | \$47,990        |
| Arts, Entertainment, and Media Management  | 5             | \$38,000        | \$33,333        | \$33,333        | \$45,000        |
| <b>HEALTH PROFESSIONS and RELATED PROGRAMS</b>   | <b>657</b>    | <b>\$56,955</b> | <b>\$50,342</b> | <b>\$58,224</b> | <b>\$64,220</b> |
| Communication Disorders Sciences   | 7             | \$39,634        | \$35,360        | \$35,360        | \$50,000        |
| Health and Medical Administrative Services   | 12            | \$55,268        | \$53,568        | \$57,137        | \$57,137        |
| Allied Health Diagnostic, Intervention, and Treatment Professions                        | 75            | \$58,178        | \$52,932        | \$61,226        | \$61,226        |

## BACHELOR'S DEGREES/STARTING SALARY BY REGION AND MAJOR

### BACHELOR'S DEGREE SALARIES BY REGION AND MAJOR – PLAINS

| REGION/ACADEMIC MAJOR  | # OF SALARIES | MEAN            | 25TH PERCENTILE | MEDIAN          | 75TH PERCENTILE |
|--|---------------|-----------------|-----------------|-----------------|-----------------|
| <b>PLAINS REGION</b>   |               |                 |                 |                 |                 |
| Clinical/Medical Laboratory Sciences                                 | 5             | \$57,072        | \$54,720        | \$54,720        | \$60,549        |
| Health/Medical Preparatory Programs                                  | 130           | \$50,342        | \$50,342        | \$50,342        | \$50,342        |
| Public Health  | 29            | \$39,357        | \$35,240        | \$38,090        | \$44,715        |
| Rehabilitation and Therapeutic Professions                           | 6             | \$46,543        | \$44,855        | \$44,855        | \$44,855        |
| Dietetics and Clinical Nutrition Services                            | 4             | \$51,216        | \$47,931        | \$49,000        | \$54,500        |
| Bioethics/Medical Ethics   | 49            | \$58,224        | \$58,224        | \$58,224        | \$58,224        |
| Registered Nursing   | 296           | \$63,642        | \$59,699        | \$64,990        | \$65,422        |
| <b>BUSINESS, MANAGEMENT, MARKETING, and RELATED SUPPORT SERVICES</b> | <b>2,101</b>  | <b>\$53,952</b> | <b>\$50,577</b> | <b>\$52,361</b> | <b>\$58,500</b> |
| Business, General  | 24            | \$62,428        | \$47,309        | \$50,500        | \$82,000        |
| Business Administration/Management                                   | 792           | \$52,129        | \$50,577        | \$52,002        | \$52,807        |
| Accounting   | 338           | \$57,230        | \$54,137        | \$55,593        | \$63,320        |
| Business/Managerial Economics  | 9             | \$61,328        | \$60,619        | \$60,619        | \$60,619        |
| Entrepreneurial and Small Business Operations                        | 17            | \$42,549        | \$42,594        | \$42,594        | \$42,594        |
| Finance  | 311           | \$55,236        | \$55,095        | \$55,095        | \$58,365        |
| Hospitality Administration/Management                                | 73            | \$42,834        | \$38,398        | \$39,507        | \$48,053        |
| Human Resources Management   | 16            | \$37,381        | \$35,000        | \$35,000        | \$42,487        |
| International Business   | 11            | \$50,935        | \$39,333        | \$57,550        | \$58,377        |
| Management Information Systems                                       | 102           | \$62,135        | \$57,575        | \$57,575        | \$68,958        |
| Management Sciences and Quantitative Methods (Actuarial)             | 37            | \$64,673        | \$63,117        | \$63,117        | \$63,117        |
| Marketing  | 233           | \$49,446        | \$48,869        | \$51,224        | \$51,224        |
| General Sales and Merchandising                                      | 11            | \$41,227        | \$41,772        | \$41,772        | \$41,772        |
| Specialized Sales and Merchandising                                  | 24            | \$52,110        | \$54,689        | \$54,689        | \$54,689        |
| Construction Management  | 100           | \$63,649        | \$61,884        | \$65,457        | \$65,457        |
| <b>HISTORY</b>   | <b>31</b>     | <b>\$41,217</b> | <b>\$34,678</b> | <b>\$40,875</b> | <b>\$43,500</b> |
| History  | 31            | \$41,217        | \$34,678        | \$40,875        | \$43,500        |

# BACHELOR'S DEGREES/STARTING SALARY BY REGION AND MAJOR

## BACHELOR'S DEGREE SALARIES BY REGION AND MAJOR – SOUTHEAST

| REGION/ACADEMIC MAJOR   | # OF SALARIES | MEAN            | 25TH PERCENTILE | MEDIAN          | 75TH PERCENTILE |
|---|---------------|-----------------|-----------------|-----------------|-----------------|
| <b>SOUTHEAST REGION</b>                                       |               |                 |                 |                 |                 |
| <b>AGRICULTURE</b>  | <b>282</b>    | <b>\$43,848</b> | <b>\$33,430</b> | <b>\$46,250</b> | <b>\$50,400</b> |
| Agricultural Business and Management                          | 90            | \$49,495        | \$47,351        | \$47,750        | \$54,000        |
| Agricultural Production Operations                            | 15            | \$36,713        | \$37,500        | \$37,500        | \$37,500        |
| Applied Horticulture  | 5             | \$39,980        | \$33,300        | \$33,300        | \$50,000        |
| Agricultural Public Services                                  | 24            | \$40,329        | \$38,340        | \$40,500        | \$42,681        |
| Animal Sciences   | 55            | \$38,988        | \$30,332        | \$32,778        | \$53,670        |
| Food Science and Technology                                   | 6             | \$55,952        | \$50,400        | \$50,400        | \$65,000        |
| Plant Science   | 34            | \$49,659        | \$39,853        | \$46,250        | \$66,155        |
| Veterinary/Animal Health Technologies/Technicians             | 10            | \$32,676        | \$31,460        | \$31,460        | \$31,460        |
| <b>NATURAL RESOURCES</b>                                      | <b>249</b>    | <b>\$41,311</b> | <b>\$35,115</b> | <b>\$37,985</b> | <b>\$48,123</b> |
| Natural Resources Conservation and Research                   | 156           | \$41,345        | \$35,516        | \$37,985        | \$43,787        |
| Natural Resources Management                                  | 30            | \$42,355        | \$35,115        | \$43,301        | \$43,301        |
| Forestry  | 38            | \$45,903        | \$39,459        | \$48,123        | \$48,123        |
| Wildlife and Wildlands Science and Management                 | 25            | \$32,867        | \$29,961        | \$33,615        | \$33,615        |
| <b>ARCHITECTURE and RELATED SERVICES</b>                      | <b>201</b>    | <b>\$52,623</b> | <b>\$50,004</b> | <b>\$54,956</b> | <b>\$56,404</b> |
| Architecture  | 116           | \$53,559        | \$50,004        | \$54,956        | \$56,404        |
| Environmental Design  | 15            | \$44,873        | \$43,392        | \$43,392        | \$43,392        |
| Interior Architecture   | 39            | \$49,054        | \$41,250        | \$51,219        | \$61,779        |
| Landscape Architecture  | 15            | \$52,867        | \$51,500        | \$51,500        | \$54,333        |
| Architectural Sciences and Technology                         | 16            | \$61,578        | \$61,578        | \$61,578        | \$61,578        |
| <b>AREA, ETHNIC, CULTURAL, GENDER, and GROUP STUDIES</b>      | <b>80</b>     | <b>\$48,089</b> | <b>\$36,067</b> | <b>\$51,344</b> | <b>\$56,811</b> |
| Area Studies  | 55            | \$49,527        | \$35,360        | \$56,811        | \$56,811        |
| Ethnic, Cultural Minority, Gender, and Group Studies          | 25            | \$44,924        | \$36,774        | \$40,000        | \$51,344        |
| <b>COMMUNICATION, JOURNALISM, and RELATED PROGRAMS</b>        | <b>845</b>    | <b>\$45,954</b> | <b>\$43,343</b> | <b>\$45,368</b> | <b>\$48,576</b> |
| Communication and Media Studies                               | 433           | \$47,032        | \$44,279        | \$47,493        | \$52,227        |
| Journalism  | 105           | \$41,160        | \$37,550        | \$41,600        | \$44,791        |
| Radio, Television, and Digital Communication                  | 76            | \$43,436        | \$42,128        | \$45,368        | \$45,368        |
| Public Relations, Advertising, and Applied Communication      | 229           | \$47,032        | \$45,287        | \$46,845        | \$48,468        |
| <b>COMMUNICATIONS TECHNOLOGIES</b>                            | <b>22</b>     | <b>\$40,476</b> | <b>\$37,440</b> | <b>\$37,440</b> | <b>\$37,440</b> |
| Audiovisual Communications Technologies                       | 16            | \$37,440        | \$37,440        | \$37,440        | \$37,440        |
| Graphic Communications  | 6             | \$48,573        | \$36,000        | \$59,180        | \$59,180        |
| <b>COMPUTER and INFORMATION SCIENCES and SUPPORT SERVICES</b> | <b>1,052</b>  | <b>\$79,121</b> | <b>\$67,132</b> | <b>\$77,470</b> | <b>\$94,165</b> |
| Computer and Information Science                              | 516           | \$76,118        | \$67,132        | \$74,909        | \$82,341        |
| Information Science   | 54            | \$60,947        | \$48,945        | \$68,405        | \$75,143        |

# BACHELOR'S DEGREES/STARTING SALARY BY REGION AND MAJOR

## BACHELOR'S DEGREE SALARIES BY REGION AND MAJOR – SOUTHEAST

| REGION/ACADEMIC MAJOR   | # OF SALARIES | MEAN            | 25TH PERCENTILE | MEDIAN          | 75TH PERCENTILE |
|---|---------------|-----------------|-----------------|-----------------|-----------------|
| <b>SOUTHEAST REGION</b>                                       |               |                 |                 |                 |                 |
| Computer Science  | 404           | \$88,936        | \$77,971        | \$94,165        | \$94,165        |
| Computer/Information Technology Administration and Management | 78            | \$60,737        | \$58,240        | \$58,578        | \$61,838        |
| <b>EDUCATION</b>  | <b>882</b>    | <b>\$41,795</b> | <b>\$38,335</b> | <b>\$41,885</b> | <b>\$44,825</b> |
| Education, General  | 13            | \$45,969        | \$40,253        | \$40,253        | \$43,875        |
| Education Administration and Supervision                      | 37            | \$49,768        | \$49,142        | \$49,142        | \$49,142        |
| Educational/Instructional Media Design                        | 7             | \$46,429        | \$46,000        | \$46,000        | \$47,500        |
| Social and Philosophical Foundations of Education             | 4             | \$49,499        | \$49,499        | \$49,499        | \$49,499        |
| Special Education and Teaching                                | 103           | \$45,649        | \$39,618        | \$44,041        | \$54,080        |
| Teacher Education, Specific Levels and Methods                | 487           | \$40,469        | \$37,000        | \$40,673        | \$44,050        |
| Teacher Education, Specific Subject Areas                     | 181           | \$41,009        | \$36,803        | \$41,885        | \$43,908        |
| <b>ENGINEERING</b>  | <b>2,494</b>  | <b>\$70,598</b> | <b>\$68,039</b> | <b>\$70,950</b> | <b>\$73,022</b> |
| Engineering, General  | 50            | \$69,176        | \$65,000        | \$69,253        | \$71,556        |
| Aerospace Engineering   | 192           | \$73,277        | \$72,562        | \$72,562        | \$72,933        |
| Agricultural Engineering                                      | 11            | \$68,523        | \$68,523        | \$68,523        | \$68,523        |
| Architectural Engineering                                     | 127           | \$67,819        | \$68,208        | \$68,208        | \$68,208        |
| Biomedical/Medical Engineering                                | 81            | \$68,660        | \$67,793        | \$73,810        | \$73,810        |
| Chemical Engineering  | 254           | \$74,592        | \$72,304        | \$75,000        | \$76,530        |
| Civil Engineering   | 333           | \$63,027        | \$61,664        | \$63,729        | \$64,165        |
| Computer Engineering  | 297           | \$77,322        | \$71,431        | \$72,000        | \$81,929        |
| Electrical, Electronics, and Communications Engineering       | 192           | \$72,731        | \$69,549        | \$72,215        | \$73,244        |
| Engineering Physics   | 5             | \$62,414        | \$41,000        | \$76,690        | \$76,690        |
| Environmental/Environmental Health Engineering                | 9             | \$62,751        | \$58,500        | \$67,000        | \$67,000        |
| Materials Engineering   | 16            | \$66,210        | \$63,000        | \$70,642        | \$75,439        |
| Mechanical Engineering  | 631           | \$69,566        | \$68,112        | \$69,783        | \$70,439        |
| Metallurgical Engineering                                     | 5             | \$76,792        | \$76,792        | \$76,792        | \$76,792        |
| Mining and Mineral Engineering                                | 5             | \$65,000        | \$65,000        | \$65,000        | \$65,000        |
| Nuclear Engineering   | 8             | \$71,728        | \$71,728        | \$71,728        | \$71,728        |
| Systems Engineering   | 50            | \$78,299        | \$77,500        | \$77,500        | \$77,500        |
| Industrial Engineering  | 141           | \$70,545        | \$71,049        | \$71,352        | \$71,352        |
| Manufacturing Engineering                                     | 5             | \$102,700       | \$59,500        | \$79,500        | \$157,500       |
| Mechatronics, Robotics, and Automation Engineering            | 8             | \$73,111        | \$73,111        | \$73,111        | \$73,111        |
| Biological/Biosystems Engineering                             | 50            | \$62,810        | \$62,139        | \$62,365        | \$62,591        |
| Engineering, Other  | 7             | \$76,405        | \$76,972        | \$76,972        | \$76,972        |
| <b>ENGINEERING TECHNOLOGIES</b>                               | <b>63</b>     | <b>\$58,529</b> | <b>\$53,500</b> | <b>\$57,967</b> | <b>\$65,777</b> |
| Electrical Engineering Technologies                           | 8             | \$57,967        | \$57,967        | \$57,967        | \$57,967        |
| Industrial Production Technologies                            | 23            | \$61,908        | \$60,600        | \$65,777        | \$65,777        |

# BACHELOR'S DEGREES/STARTING SALARY BY REGION AND MAJOR

## BACHELOR'S DEGREE SALARIES BY REGION AND MAJOR – SOUTHEAST

| REGION/ACADEMIC MAJOR   | # OF SALARIES | MEAN            | 25TH PERCENTILE | MEDIAN          | 75TH PERCENTILE |
|---|---------------|-----------------|-----------------|-----------------|-----------------|
| <b>SOUTHEAST REGION</b>   |               |                 |                 |                 |                 |
| Quality Control and Safety Technologies/Technicians               | 13            | \$56,034        | \$48,750        | \$58,556        | \$58,556        |
| Mechanical Engineering-Related Technologies                       | 7             | \$53,829        | \$57,467        | \$57,467        | \$57,467        |
| Engineering-Related Fields  | 5             | \$68,188        | \$54,480        | \$54,480        | \$88,750        |
| Engineering Technologies/Technicians, Other                       | 5             | \$53,500        | \$53,500        | \$53,500        | \$53,500        |
| <b>FOREIGN LANGUAGES, LITERATURES, and LINGUISTICS</b>            | <b>99</b>     | <b>\$47,310</b> | <b>\$36,674</b> | <b>\$43,087</b> | <b>\$54,734</b> |
| Linguistic, Comparative, and Related Language Studies             | 22            | \$57,518        | \$52,000        | \$52,650        | \$54,734        |
| East Asian Languages  | 9             | \$50,793        | \$32,000        | \$48,728        | \$65,000        |
| Romance Languages   | 56            | \$43,163        | \$36,674        | \$40,800        | \$49,871        |
| <b>FAMILY and CONSUMER SCIENCES/HUMAN SCIENCES</b>                | <b>404</b>    | <b>\$42,650</b> | <b>\$36,827</b> | <b>\$42,413</b> | <b>\$48,259</b> |
| Family and Consumer Sciences/Human Sciences                       | 38            | \$45,219        | \$36,400        | \$50,326        | \$50,326        |
| Family and Consumer Economics and Related Studies                 | 5             | \$52,442        | \$52,442        | \$52,442        | \$52,442        |
| Foods, Nutrition, and Related Services                            | 37            | \$45,563        | \$46,608        | \$46,608        | \$48,335        |
| Human Development, Family Studies, and Related Services           | 160           | \$36,904        | \$34,500        | \$36,827        | \$40,007        |
| Apparel and Textiles  | 152           | \$47,177        | \$47,557        | \$48,192        | \$48,587        |
| Family and Consumer Sciences/Human Sciences, Other                | 9             | \$41,072        | \$41,072        | \$41,072        | \$41,072        |
| <b>LEGAL STUDIES</b>  | <b>10</b>     | <b>\$58,143</b> | <b>\$50,155</b> | <b>\$50,155</b> | <b>\$53,500</b> |
| Legal Professions   | 9             | \$58,659        | \$50,155        | \$50,155        | \$50,155        |
| <b>ENGLISH LANGUAGE and LITERATURE/LETTERS</b>                    | <b>228</b>    | <b>\$43,376</b> | <b>\$38,867</b> | <b>\$40,731</b> | <b>\$47,293</b> |
| English Language and Literature/Letters                           | 206           | \$43,753        | \$40,731        | \$40,731        | \$47,293        |
| Rhetoric and Composition/Writing Studies                          | 13            | \$43,661        | \$44,250        | \$44,250        | \$49,795        |
| <b>LIBERAL ARTS and SCIENCES, GENERAL STUDIES, and HUMANITIES</b> | <b>248</b>    | <b>\$45,919</b> | <b>\$42,290</b> | <b>\$45,453</b> | <b>\$45,453</b> |
| Liberal Arts and Sciences, General Studies, and Humanities        | 248           | \$45,919        | \$42,290        | \$45,453        | \$45,453        |
| <b>BIOLOGICAL and BIOMEDICAL SCIENCES</b>                         | <b>688</b>    | <b>\$40,225</b> | <b>\$34,954</b> | <b>\$39,378</b> | <b>\$44,600</b> |
| Biology   | 478           | \$39,910        | \$34,490        | \$37,381        | \$42,888        |
| Biochemistry, Biophysics, and Molecular Biology                   | 33            | \$40,693        | \$37,500        | \$40,000        | \$42,640        |
| Microbiological Sciences  | 12            | \$39,522        | \$33,979        | \$36,835        | \$36,835        |
| Physiology, Pathology, and Related Sciences                       | 60            | \$38,999        | \$35,000        | \$40,383        | \$40,383        |
| Biomathematics, Bioinformatics, and Computational Biology         | 5             | \$65,000        | \$55,000        | \$55,000        | \$80,000        |
| Biotechnology   | 9             | \$44,528        | \$44,528        | \$44,528        | \$44,528        |
| Ecology, Evolution, Systematics, and Population Biology           | 10            | \$37,737        | \$19,067        | \$39,300        | \$46,480        |
| Neurobiology and Neurosciences                                    | 80            | \$41,103        | \$29,964        | \$46,572        | \$48,286        |
| <b>MATHEMATICS and STATISTICS</b>                                 | <b>301</b>    | <b>\$67,241</b> | <b>\$58,032</b> | <b>\$67,980</b> | <b>\$80,000</b> |
| Mathematics   | 149           | \$60,912        | \$52,000        | \$59,000        | \$70,000        |



# BACHELOR'S DEGREES/STARTING SALARY BY REGION AND MAJOR

## BACHELOR'S DEGREE SALARIES BY REGION AND MAJOR – SOUTHEAST

| REGION/ACADEMIC MAJOR                                  | # OF SALARIES | MEAN            | 25TH PERCENTILE | MEDIAN          | 75TH PERCENTILE |
|--|---------------|-----------------|-----------------|-----------------|-----------------|
| <b>SOUTHEAST REGION</b>                                |               |                 |                 |                 |                 |
| Applied Mathematics                                    | 24            | \$66,842        | \$58,391        | \$62,571        | \$67,980        |
| Statistics   | 126           | \$75,089        | \$77,005        | \$78,503        | \$80,000        |
| <b>MILITARY TECHNOLOGIES</b>                           | <b>9</b>      | <b>\$72,056</b> | <b>\$72,056</b> | <b>\$72,056</b> | <b>\$72,056</b> |
| Military Systems and Maintenance Technology            | 9             | \$72,056        | \$72,056        | \$72,056        | \$72,056        |
| <b>MULTI/INTERDISCIPLINARY STUDIES</b>                 | <b>518</b>    | <b>\$49,934</b> | <b>\$40,000</b> | <b>\$44,409</b> | <b>\$64,085</b> |
| Multi/Interdisciplinary Studies                        | 228           | \$46,242        | \$37,440        | \$40,050        | \$53,292        |
| Biological and Physical Sciences                       | 4             | \$35,880        | \$35,360        | \$35,360        | \$36,400        |
| Peace Studies and Conflict Resolution                  | 12            | \$52,068        | \$48,000        | \$55,000        | \$55,000        |
| Mathematics and Computer Science                       | 9             | \$78,500        | \$78,500        | \$78,500        | \$78,500        |
| Behavioral Sciences                                    | 60            | \$42,017        | \$43,000        | \$43,000        | \$43,000        |
| Nutrition Sciences                                     | 9             | \$46,728        | \$47,258        | \$47,258        | \$47,258        |
| International/Global Studies                           | 38            | \$49,178        | \$49,121        | \$49,121        | \$49,121        |
| Cognitive Science                                      | 19            | \$53,927        | \$52,756        | \$52,756        | \$52,756        |
| Data Science   | 6             | \$64,333        | \$64,333        | \$64,333        | \$64,333        |
| Data Analytics   | 84            | \$63,645        | \$64,085        | \$64,085        | \$64,085        |
| Multi/Interdisciplinary Studies, Other                 | 31            | \$43,521        | \$42,500        | \$42,500        | \$45,800        |
| <b>PARKS, RECREATION, LEISURE, and FITNESS STUDIES</b> | <b>274</b>    | <b>\$38,486</b> | <b>\$34,875</b> | <b>\$39,101</b> | <b>\$41,459</b> |
| Parks, Recreation, and Leisure Studies                 | 25            | \$35,879        | \$34,611        | \$38,211        | \$38,211        |
| Parks, Recreation, and Leisure Facilities Management   | 7             | \$25,587        | \$16,040        | \$29,406        | \$29,406        |
| Health and Physical Education/Fitness                  | 227           | \$39,408        | \$36,400        | \$39,667        | \$41,459        |
| Leisure and Recreational Activities                    | 15            | \$34,898        | \$19,320        | \$38,541        | \$38,541        |
| <b>PHILOSOPHY and RELIGIOUS STUDIES</b>                | <b>69</b>     | <b>\$51,281</b> | <b>\$40,000</b> | <b>\$50,000</b> | <b>\$60,540</b> |
| Philosophy   | 44            | \$56,817        | \$50,000        | \$60,250        | \$63,200        |
| Religion/Religious Studies                             | 23            | \$42,149        | \$37,440        | \$39,427        | \$44,200        |
| <b>THEOLOGY and RELIGIOUS VOCATIONS</b>                | <b>37</b>     | <b>\$35,303</b> | <b>\$28,072</b> | <b>\$35,000</b> | <b>\$38,077</b> |
| Bible/Biblical Studies                                 | 14            | \$36,249        | \$30,673        | \$38,077        | \$38,077        |
| Theological and Ministerial Studies                    | 8             | \$44,625        | \$32,000        | \$45,750        | \$56,500        |
| Pastoral Counseling and Specialized Ministries         | 8             | \$24,295        | \$18,000        | \$28,072        | \$28,072        |
| <b>PHYSICAL SCIENCES</b>                               | <b>208</b>    | <b>\$53,556</b> | <b>\$41,300</b> | <b>\$49,140</b> | <b>\$65,375</b> |
| Astronomy and Astrophysics                             | 5             | \$69,600        | \$65,750        | \$65,750        | \$65,750        |
| Atmospheric Sciences and Meteorology                   | 11            | \$45,681        | \$41,893        | \$48,000        | \$48,000        |
| Chemistry  | 109           | \$49,312        | \$36,918        | \$49,140        | \$53,872        |
| Geological and Earth Sciences                          | 33            | \$45,201        | \$37,680        | \$40,000        | \$47,500        |
| Physics  | 50            | \$68,452        | \$60,000        | \$73,312        | \$74,065        |
| <b>PSYCHOLOGY</b>                                      | <b>631</b>    | <b>\$40,948</b> | <b>\$36,108</b> | <b>\$40,469</b> | <b>\$44,500</b> |
| Psychology   | 588           | \$40,744        | \$36,108        | \$40,469        | \$44,500        |

# BACHELOR'S DEGREES/STARTING SALARY BY REGION AND MAJOR

## BACHELOR'S DEGREE SALARIES BY REGION AND MAJOR – SOUTHEAST

| REGION/ACADEMIC MAJOR  | # OF SALARIES | MEAN            | 25TH PERCENTILE | MEDIAN          | 75TH PERCENTILE |
|--|---------------|-----------------|-----------------|-----------------|-----------------|
| <b>SOUTHEAST REGION</b>  |               |                 |                 |                 |                 |
| Research and Experimental Psychology   | 19            | \$42,844        | \$42,844        | \$42,844        | \$42,844        |
| Clinical Counseling and Applied Psychology   | 16            | \$49,219        | \$36,140        | \$41,520        | \$65,740        |
| <b>HOMELAND SECURITY, LAW ENFORCEMENT, FIREFIGHTING, and RELATED PROTECTIVE SERVICES</b> | <b>317</b>    | <b>\$47,370</b> | <b>\$40,748</b> | <b>\$42,314</b> | <b>\$53,000</b> |
| Criminal Justice and Corrections   | 231           | \$43,390        | \$40,000        | \$42,314        | \$42,314        |
| Homeland Security  | 48            | \$66,217        | \$55,689        | \$55,689        | \$82,500        |
| Security Science and Technology (Cybersecurity)  | 31            | \$47,667        | \$25,862        | \$51,700        | \$64,269        |
| Homeland Security, Law Enforcement, Firefighting, and Related Protective Services, Other | 7             | \$48,143        | \$39,000        | \$55,000        | \$55,000        |
| <b>PUBLIC ADMINISTRATION and SOCIAL SERVICE PROFESSIONS</b>                              | <b>253</b>    | <b>\$49,515</b> | <b>\$35,479</b> | <b>\$40,750</b> | <b>\$65,558</b> |
| Public Administration and Social Services  | 10            | \$34,130        | \$31,200        | \$31,528        | \$38,280        |
| Public Administration  | 12            | \$51,686        | \$38,840        | \$52,274        | \$56,524        |
| Public Policy Analysis   | 112           | \$64,572        | \$65,558        | \$65,558        | \$65,558        |
| Social Work  | 119           | \$36,418        | \$33,460        | \$35,479        | \$37,820        |
| <b>SOCIAL SCIENCES</b>   | <b>1,332</b>  | <b>\$53,469</b> | <b>\$41,600</b> | <b>\$50,000</b> | <b>\$66,627</b> |
| Social Sciences  | 66            | \$47,309        | \$47,815        | \$47,815        | \$47,815        |
| Anthropology   | 54            | \$43,234        | \$34,520        | \$38,045        | \$45,120        |
| Criminology  | 71            | \$43,380        | \$38,603        | \$47,746        | \$47,746        |
| Economics  | 465           | \$66,650        | \$56,500        | \$72,256        | \$72,658        |
| Geography  | 28            | \$49,675        | \$39,760        | \$47,840        | \$60,750        |
| International Relations and National Security Studies                                    | 138           | \$49,643        | \$44,146        | \$48,998        | \$56,928        |
| Political Science and Government   | 359           | \$47,345        | \$40,000        | \$43,910        | \$49,527        |
| Sociology  | 147           | \$42,891        | \$36,000        | \$40,578        | \$50,280        |
| <b>MECHANIC AND REPAIR TECHNOLOGIES</b>  | <b>18</b>     | <b>\$80,801</b> | <b>\$80,801</b> | <b>\$80,801</b> | <b>\$80,801</b> |
| Vehicle Maintenance and Repair Technologies  | 18            | \$80,801        | \$80,801        | \$80,801        | \$80,801        |
| <b>TRANSPORTATION and MATERIALS MOVING</b>   | <b>268</b>    | <b>\$63,455</b> | <b>\$49,358</b> | <b>\$68,292</b> | <b>\$75,000</b> |
| Air Transportation   | 268           | \$63,455        | \$49,358        | \$68,292        | \$75,000        |
| <b>VISUAL and PERFORMING ARTS</b>  | <b>520</b>    | <b>\$41,983</b> | <b>\$34,323</b> | <b>\$39,866</b> | <b>\$47,529</b> |
| Visual and Performing Arts   | 19            | \$41,000        | \$35,133        | \$44,857        | \$44,857        |
| Crafts/Craft Design, Folk Art and Artisanry  | 22            | \$69,181        | \$69,181        | \$69,181        | \$69,181        |
| Dance  | 18            | \$45,310        | \$35,000        | \$38,023        | \$38,023        |
| Design and Applied Arts  | 143           | \$45,951        | \$45,125        | \$47,529        | \$48,307        |
| Drama/Theatre Arts   | 48            | \$32,794        | \$24,375        | \$32,220        | \$37,433        |
| Film/Video and Photographic Arts   | 29            | \$39,016        | \$29,659        | \$36,000        | \$49,000        |
| Fine and Studio Arts   | 95            | \$36,192        | \$30,258        | \$37,453        | \$41,084        |
| Music  | 73            | \$43,385        | \$34,267        | \$37,096        | \$48,000        |
| Arts, Entertainment, and Media Management  | 73            | \$38,806        | \$39,866        | \$39,866        | \$39,866        |

## BACHELOR'S DEGREES/STARTING SALARY BY REGION AND MAJOR

### BACHELOR'S DEGREE SALARIES BY REGION AND MAJOR – SOUTHEAST

| REGION/ACADEMIC MAJOR  | # OF SALARIES | MEAN            | 25TH PERCENTILE | MEDIAN          | 75TH PERCENTILE |
|--|---------------|-----------------|-----------------|-----------------|-----------------|
| <b>SOUTHEAST REGION</b>  |               |                 |                 |                 |                 |
| <b>HEALTH PROFESSIONS and RELATED PROGRAMS</b>                       | <b>1,846</b>  | <b>\$56,023</b> | <b>\$56,160</b> | <b>\$58,660</b> | <b>\$61,287</b> |
| Communication Disorders Sciences                                     | 25            | \$41,560        | \$40,202        | \$40,859        | \$45,760        |
| Health and Medical Administrative Services                           | 62            | \$45,863        | \$36,861        | \$44,571        | \$47,200        |
| Allied Health Diagnostic, Intervention, and Treatment Professions    | 35            | \$44,936        | \$32,764        | \$40,088        | \$53,037        |
| Clinical/Medical Laboratory Sciences                                 | 32            | \$50,101        | \$47,510        | \$48,600        | \$54,558        |
| Mental and Social Health Services                                    | 4             | \$49,880        | \$38,400        | \$55,260        | \$61,360        |
| Public Health  | 154           | \$44,716        | \$40,900        | \$42,000        | \$43,383        |
| Rehabilitation and Therapeutic Professions                           | 15            | \$38,697        | \$37,194        | \$39,600        | \$40,560        |
| Registered Nursing   | 1,438         | \$59,339        | \$57,131        | \$58,675        | \$61,784        |
| <b>BUSINESS, MANAGEMENT, MARKETING, and RELATED SUPPORT SERVICES</b> | <b>6,084</b>  | <b>\$58,914</b> | <b>\$50,499</b> | <b>\$59,327</b> | <b>\$65,000</b> |
| Business, General  | 787           | \$61,607        | \$65,000        | \$65,000        | \$65,000        |
| Business Administration/Management                                   | 1,545         | \$58,047        | \$49,149        | \$55,000        | \$64,078        |
| Accounting   | 481           | \$56,578        | \$55,717        | \$56,815        | \$60,250        |
| Business/Managerial Economics  | 48            | \$60,227        | \$58,374        | \$58,374        | \$67,333        |
| Entrepreneurial and Small Business Operations                        | 70            | \$49,388        | \$46,000        | \$50,940        | \$53,842        |
| Finance  | 1,036         | \$61,461        | \$59,799        | \$60,499        | \$63,614        |
| Hospitality Administration/Management                                | 213           | \$42,817        | \$42,823        | \$42,823        | \$43,388        |
| Human Resources Management   | 83            | \$54,449        | \$45,760        | \$53,698        | \$63,205        |
| International Business   | 57            | \$53,324        | \$50,000        | \$50,000        | \$60,000        |
| Management Information Systems                                       | 171           | \$64,735        | \$61,578        | \$61,578        | \$70,185        |
| Management Sciences and Quantitative Methods (Actuarial)             | 503           | \$75,105        | \$64,318        | \$86,592        | \$86,592        |
| Marketing  | 919           | \$51,641        | \$48,540        | \$52,643        | \$55,985        |
| Real Estate  | 55            | \$59,375        | \$60,190        | \$60,190        | \$60,190        |
| Insurance  | 68            | \$58,561        | \$58,561        | \$58,561        | \$58,561        |
| General Sales and Merchandising                                      | 17            | \$51,600        | \$47,500        | \$49,874        | \$52,000        |
| Construction Management  | 29            | \$62,376        | \$62,030        | \$62,656        | \$62,656        |
| <b>HISTORY</b>   | <b>138</b>    | <b>\$43,891</b> | <b>\$36,140</b> | <b>\$41,600</b> | <b>\$49,803</b> |
| History  | 138           | \$43,891        | \$36,140        | \$41,600        | \$49,803        |

# BACHELOR'S DEGREES/STARTING SALARY BY REGION AND MAJOR

## BACHELOR'S DEGREE SALARIES BY REGION AND MAJOR – SOUTHWEST

| REGION/ACADEMIC MAJOR   | # OF SALARIES | MEAN            | 25TH PERCENTILE | MEDIAN          | 75TH PERCENTILE |
|---|---------------|-----------------|-----------------|-----------------|-----------------|
| <b>SOUTHWEST REGION</b>                                       |               |                 |                 |                 |                 |
| <b>AGRICULTURE</b>  | <b>162</b>    | <b>\$41,440</b> | <b>\$34,963</b> | <b>\$40,625</b> | <b>\$49,413</b> |
| Agricultural Business and Management                          | 43            | \$49,041        | \$47,027        | \$49,413        | \$49,413        |
| Agricultural and Domestic Animal Services                     | 6             | \$31,117        | \$31,117        | \$31,117        | \$31,117        |
| Agricultural Public Services                                  | 23            | \$43,749        | \$41,800        | \$41,800        | \$49,071        |
| Animal Sciences   | 51            | \$36,112        | \$34,963        | \$38,108        | \$38,108        |
| Food Science and Technology                                   | 6             | \$57,183        | \$57,183        | \$57,183        | \$57,183        |
| Plant Science   | 6             | \$47,500        | \$41,250        | \$41,250        | \$60,000        |
| Agriculture/Veterinary Preparatory Programs                   | 11            | \$29,164        | \$29,164        | \$29,164        | \$29,164        |
| <b>NATURAL RESOURCES</b>                                      | <b>84</b>     | <b>\$48,116</b> | <b>\$37,042</b> | <b>\$43,000</b> | <b>\$62,500</b> |
| Natural Resources Conservation and Research                   | 53            | \$44,544        | \$40,000        | \$43,000        | \$46,000        |
| Natural Resources Management                                  | 29            | \$56,376        | \$37,042        | \$70,000        | \$70,000        |
| <b>ARCHITECTURE and RELATED SERVICES</b>                      | <b>134</b>    | <b>\$55,109</b> | <b>\$50,704</b> | <b>\$57,000</b> | <b>\$58,080</b> |
| Architecture  | 53            | \$51,437        | \$50,800        | \$52,138        | \$57,000        |
| City/Urban, Community, and Regional Planning                  | 29            | \$60,676        | \$58,080        | \$58,080        | \$66,444        |
| Landscape Architecture  | 5             | \$55,357        | \$54,393        | \$56,000        | \$56,000        |
| Architectural Sciences and Technology                         | 44            | \$56,523        | \$50,704        | \$50,704        | \$65,765        |
| <b>AREA, ETHNIC, CULTURAL, GENDER, and GROUP STUDIES</b>      | <b>28</b>     | <b>\$51,628</b> | <b>\$30,000</b> | <b>\$48,750</b> | <b>\$70,000</b> |
| Area Studies  | 15            | \$46,325        | \$30,000        | \$50,000        | \$65,000        |
| Ethnic, Cultural Minority, Gender, and Group Studies          | 13            | \$57,748        | \$45,000        | \$47,500        | \$70,000        |
| <b>COMMUNICATION, JOURNALISM, and RELATED PROGRAMS</b>        | <b>680</b>    | <b>\$48,916</b> | <b>\$43,611</b> | <b>\$47,400</b> | <b>\$52,800</b> |
| Communication and Media Studies                               | 295           | \$50,403        | \$43,340        | \$51,719        | \$55,805        |
| Journalism  | 105           | \$45,979        | \$46,250        | \$46,250        | \$47,039        |
| Radio, Television, and Digital Communication                  | 74            | \$42,002        | \$39,219        | \$39,219        | \$43,611        |
| Public Relations, Advertising, and Applied Communication      | 194           | \$50,834        | \$47,285        | \$52,240        | \$53,977        |
| <b>COMPUTER and INFORMATION SCIENCES and SUPPORT SERVICES</b> | <b>495</b>    | <b>\$82,823</b> | <b>\$69,638</b> | <b>\$81,000</b> | <b>\$86,500</b> |
| Computer and Information Science                              | 180           | \$88,204        | \$65,100        | \$69,638        | \$119,308       |
| Computer Science  | 251           | \$83,355        | \$81,000        | \$81,863        | \$86,500        |
| Computer Software and Media Applications                      | 12            | \$50,287        | \$48,556        | \$53,111        | \$53,111        |
| Computer/Information Technology Administration and Management | 46            | \$70,664        | \$69,996        | \$69,996        | \$79,333        |
| Computer and Information Sciences and Support Services, Other | 4             | \$59,686        | \$57,145        | \$62,227        | \$62,227        |
| <b>EDUCATION</b>  | <b>331</b>    | <b>\$42,749</b> | <b>\$40,182</b> | <b>\$41,930</b> | <b>\$45,000</b> |
| Education, General  | 10            | \$46,280        | \$44,667        | \$47,500        | \$48,450        |
| Educational Assessment, Evaluation, and Research              | 18            | \$37,667        | \$37,667        | \$37,667        | \$37,667        |

# BACHELOR'S DEGREES/STARTING SALARY BY REGION AND MAJOR

## BACHELOR'S DEGREE SALARIES BY REGION AND MAJOR – SOUTHWEST

| REGION/ACADEMIC MAJOR                                   | # OF SALARIES | MEAN            | 25TH PERCENTILE | MEDIAN          | 75TH PERCENTILE |
|---|---------------|-----------------|-----------------|-----------------|-----------------|
| <b>SOUTHWEST REGION</b>                                 |               |                 |                 |                 |                 |
| Special Education and Teaching                          | 32            | \$42,187        | \$41,249        | \$41,249        | \$41,249        |
| Teacher Education, Specific Levels and Methods          | 197           | \$43,797        | \$41,930        | \$42,111        | \$46,689        |
| Teacher Education, Specific Subject Areas               | 38            | \$43,134        | \$40,182        | \$40,333        | \$50,425        |
| Education, Other  | 32            | \$40,824        | \$39,104        | \$43,577        | \$43,577        |
| <b>ENGINEERING</b>                                      | <b>1,663</b>  | <b>\$78,295</b> | <b>\$70,000</b> | <b>\$76,158</b> | <b>\$82,737</b> |
| Engineering, General                                    | 19            | \$65,550        | \$55,000        | \$59,592        | \$78,150        |
| Aerospace Engineering                                   | 132           | \$75,893        | \$74,459        | \$74,459        | \$76,875        |
| Architectural Engineering                               | 39            | \$65,166        | \$64,750        | \$66,788        | \$66,788        |
| Biomedical/Medical Engineering                          | 61            | \$68,480        | \$69,982        | \$75,211        | \$80,000        |
| Chemical Engineering                                    | 166           | \$79,370        | \$76,643        | \$83,536        | \$83,536        |
| Civil Engineering                                       | 223           | \$65,733        | \$63,044        | \$66,794        | \$70,326        |
| Computer Engineering                                    | 56            | \$80,767        | \$79,250        | \$82,500        | \$82,500        |
| Electrical, Electronics, and Communications Engineering | 93            | \$75,730        | \$73,119        | \$78,000        | \$78,000        |
| Engineering Science                                     | 5             | \$69,400        | \$69,400        | \$69,400        | \$69,400        |
| Environmental/Environmental Health Engineering          | 22            | \$64,577        | \$65,500        | \$65,500        | \$65,571        |
| Mechanical Engineering                                  | 423           | \$75,532        | \$70,588        | \$76,158        | \$82,737        |
| Mining and Mineral Engineering                          | 4             | \$60,250        | \$60,250        | \$60,250        | \$60,250        |
| Petroleum Engineering                                   | 58            | \$92,002        | \$90,625        | \$91,917        | \$93,808        |
| Systems Engineering                                     | 13            | \$69,008        | \$69,008        | \$69,008        | \$69,008        |
| Industrial Engineering                                  | 44            | \$69,910        | \$68,215        | \$71,716        | \$75,940        |
| Operations Research                                     | 24            | \$80,488        | \$80,488        | \$80,488        | \$80,488        |
| Biological/Biosystems Engineering                       | 5             | \$64,740        | \$64,675        | \$64,675        | \$64,675        |
| Electrical and Computer Engineering                     | 272           | \$99,299        | \$97,170        | \$106,940       | \$106,940       |
| <b>ENGINEERING TECHNOLOGIES</b>                         | <b>99</b>     | <b>\$69,205</b> | <b>\$65,950</b> | <b>\$66,000</b> | <b>\$72,445</b> |
| Electrical Engineering Technologies                     | 4             | \$71,570        | \$71,570        | \$71,570        | \$71,570        |
| Environmental Control Technologies                      | 9             | \$67,778        | \$67,778        | \$67,778        | \$67,778        |
| Industrial Production Technologies                      | 13            | \$76,083        | \$83,017        | \$83,017        | \$83,017        |
| Quality Control and Safety Technologies/Technicians     | 5             | \$71,800        | \$71,800        | \$71,800        | \$71,800        |
| Mechanical Engineering-Related Technologies             | 5             | \$75,556        | \$75,556        | \$75,556        | \$75,556        |
| Construction Engineering Technologies                   | 45            | \$67,538        | \$65,950        | \$65,950        | \$65,950        |
| Engineering-Related Fields                              | 15            | \$63,867        | \$59,600        | \$66,000        | \$66,000        |
| <b>FOREIGN LANGUAGES, LITERATURES, and LINGUISTICS</b>  | <b>59</b>     | <b>\$54,136</b> | <b>\$35,000</b> | <b>\$56,395</b> | <b>\$69,714</b> |
| Linguistic, Comparative, and Related Language Studies   | 7             | \$77,429        | \$40,000        | \$80,000        | \$131,000       |
| Romance Languages                                       | 44            | \$53,599        | \$38,719        | \$56,395        | \$69,714        |
| Classics and Classical Languages                        | 4             | \$35,625        | \$24,500        | \$35,250        | \$46,750        |

# BACHELOR'S DEGREES/STARTING SALARY BY REGION AND MAJOR

## BACHELOR'S DEGREE SALARIES BY REGION AND MAJOR – SOUTHWEST

| REGION/ACADEMIC MAJOR   | # OF SALARIES | MEAN            | 25TH PERCENTILE | MEDIAN          | 75TH PERCENTILE |
|---|---------------|-----------------|-----------------|-----------------|-----------------|
| <b>SOUTHWEST REGION</b>   |               |                 |                 |                 |                 |
| <b>FAMILY and CONSUMER SCIENCES/HUMAN SCIENCES</b>                | <b>75</b>     | <b>\$43,169</b> | <b>\$40,077</b> | <b>\$40,077</b> | <b>\$43,333</b> |
| Family and Consumer Economics and Related Studies                 | 30            | \$40,077        | \$40,077        | \$40,077        | \$40,077        |
| Foods, Nutrition, and Related Services                            | 11            | \$42,935        | \$43,377        | \$43,377        | \$43,377        |
| Human Development, Family Studies, and Related Services           | 32            | \$45,157        | \$36,944        | \$40,671        | \$43,333        |
| <b>LEGAL STUDIES</b>  | <b>22</b>     | <b>\$46,032</b> | <b>\$40,000</b> | <b>\$40,000</b> | <b>\$46,000</b> |
| Legal Professions   | 5             | \$65,340        | \$60,000        | \$68,900        | \$68,900        |
| Legal Professions and Studies, Other                              | 16            | \$40,000        | \$40,000        | \$40,000        | \$40,000        |
| <b>ENGLISH LANGUAGE and LITERATURE/LETTERS</b>                    | <b>113</b>    | <b>\$42,816</b> | <b>\$38,000</b> | <b>\$45,263</b> | <b>\$48,880</b> |
| English Language and Literature/Letters                           | 101           | \$43,417        | \$41,600        | \$45,263        | \$46,167        |
| Rhetoric and Composition/Writing Studies                          | 12            | \$37,764        | \$27,625        | \$30,637        | \$49,940        |
| <b>LIBERAL ARTS and SCIENCES, GENERAL STUDIES, and HUMANITIES</b> | <b>158</b>    | <b>\$46,312</b> | <b>\$35,250</b> | <b>\$44,763</b> | <b>\$54,040</b> |
| Liberal Arts and Sciences, General Studies, and Humanities        | 158           | \$46,312        | \$35,250        | \$44,763        | \$54,040        |
| <b>BIOLOGICAL and BIOMEDICAL SCIENCES</b>                         | <b>467</b>    | <b>\$42,158</b> | <b>\$35,000</b> | <b>\$39,760</b> | <b>\$45,215</b> |
| Biology   | 251           | \$40,609        | \$35,000        | \$37,785        | \$44,194        |
| Biochemistry, Biophysics, and Molecular Biology                   | 74            | \$42,706        | \$41,600        | \$44,171        | \$45,650        |
| Cell/Cellular Biology   | 4             | \$50,339        | \$50,339        | \$50,339        | \$50,339        |
| Microbiological Sciences  | 16            | \$39,344        | \$36,550        | \$38,838        | \$41,126        |
| Zoology/Animal Biology  | 10            | \$34,998        | \$30,780        | \$33,715        | \$33,715        |
| Physiology, Pathology, and Related Sciences                       | 51            | \$40,996        | \$33,284        | \$34,564        | \$57,732        |
| Ecology, Evolution, Systematics, and Population Biology           | 7             | \$32,430        | \$26,145        | \$26,145        | \$45,215        |
| Neurobiology and Neurosciences                                    | 53            | \$52,922        | \$41,948        | \$42,500        | \$54,000        |
| <b>MATHEMATICS and STATISTICS</b>                                 | <b>172</b>    | <b>\$80,847</b> | <b>\$68,947</b> | <b>\$79,566</b> | <b>\$96,600</b> |
| Mathematics   | 111           | \$80,492        | \$73,000        | \$79,566        | \$86,000        |
| Applied Mathematics   | 17            | \$80,839        | \$65,000        | \$96,600        | \$96,600        |
| Statistics  | 39            | \$84,917        | \$68,947        | \$68,947        | \$105,104       |
| Applied Statistics  | 4             | \$55,500        | \$55,500        | \$55,500        | \$55,500        |
| <b>MILITARY TECHNOLOGIES</b>                                      | <b>39</b>     | <b>\$74,182</b> | <b>\$71,388</b> | <b>\$71,388</b> | <b>\$71,388</b> |
| Intelligence, Command Control and Information Operations          | 39            | \$74,182        | \$71,388        | \$71,388        | \$71,388        |
| <b>MULTI/INTERDISCIPLINARY STUDIES</b>                            | <b>354</b>    | <b>\$54,526</b> | <b>\$43,680</b> | <b>\$50,000</b> | <b>\$67,851</b> |
| Multi/Interdisciplinary Studies                                   | 131           | \$47,231        | \$46,341        | \$47,720        | \$50,000        |
| Accounting and Computer Science                                   | 18            | \$58,975        | \$58,975        | \$58,975        | \$58,975        |
| Nutrition Sciences  | 20            | \$38,351        | \$38,395        | \$38,395        | \$38,395        |
| International/Global Studies                                      | 24            | \$39,814        | \$35,500        | \$38,937        | \$43,073        |

# BACHELOR'S DEGREES/STARTING SALARY BY REGION AND MAJOR

## BACHELOR'S DEGREE SALARIES BY REGION AND MAJOR – SOUTHWEST

| REGION/ACADEMIC MAJOR  | # OF SALARIES | MEAN            | 25TH PERCENTILE | MEDIAN          | 75TH PERCENTILE |
|--|---------------|-----------------|-----------------|-----------------|-----------------|
| <b>SOUTHWEST REGION</b>  |               |                 |                 |                 |                 |
| Cognitive Science  | 24            | \$67,851        | \$67,851        | \$67,851        | \$67,851        |
| Sustainability Studies   | 12            | \$47,292        | \$38,000        | \$53,333        | \$53,333        |
| Philosophy, Politics, and Economics  | 6             | \$51,167        | \$51,167        | \$51,167        | \$51,167        |
| Data Science   | 12            | \$78,387        | \$66,750        | \$84,206        | \$84,206        |
| Data Analytics   | 6             | \$75,917        | \$75,917        | \$75,917        | \$75,917        |
| Multi/Interdisciplinary Studies, Other   | 96            | \$64,327        | \$43,680        | \$75,069        | \$75,069        |
| <b>PARKS, RECREATION, LEISURE, and FITNESS STUDIES</b>                                   | <b>102</b>    | <b>\$44,496</b> | <b>\$32,356</b> | <b>\$43,833</b> | <b>\$50,000</b> |
| Parks, Recreation, and Leisure Studies   | 6             | \$38,685        | \$35,537        | \$35,537        | \$44,980        |
| Parks, Recreation, and Leisure Facilities Management                                     | 3             | \$32,933        | \$32,933        | \$32,933        | \$32,933        |
| Health and Physical Education/Fitness  | 85            | \$44,981        | \$32,356        | \$44,120        | \$50,000        |
| Leisure and Recreational Activities  | 8             | \$48,031        | \$43,833        | \$43,833        | \$43,833        |
| <b>PHILOSOPHY and RELIGIOUS STUDIES</b>  | <b>25</b>     | <b>\$53,636</b> | <b>\$41,600</b> | <b>\$51,500</b> | <b>\$65,000</b> |
| Philosophy   | 20            | \$54,657        | \$42,560        | \$51,500        | \$65,000        |
| Religion/Religious Studies   | 4             | \$43,190        | \$40,190        | \$40,380        | \$46,190        |
| <b>THEOLOGY and RELIGIOUS VOCATIONS</b>  | <b>8</b>      | <b>\$30,713</b> | <b>\$30,713</b> | <b>\$30,713</b> | <b>\$30,713</b> |
| Theological and Ministerial Studies  | 8             | \$30,713        | \$30,713        | \$30,713        | \$30,713        |
| <b>PHYSICAL SCIENCES</b>   | <b>90</b>     | <b>\$53,220</b> | <b>\$38,000</b> | <b>\$44,160</b> | <b>\$63,800</b> |
| Physical Sciences  | 4             | \$56,670        | \$44,320        | \$48,680        | \$69,020        |
| Atmospheric Sciences and Meteorology   | 8             | \$53,781        | \$51,464        | \$51,464        | \$51,464        |
| Chemistry  | 28            | \$43,884        | \$32,000        | \$37,000        | \$42,500        |
| Geological and Earth Sciences  | 22            | \$44,230        | \$43,738        | \$43,738        | \$43,738        |
| Physics  | 22            | \$70,730        | \$63,800        | \$72,713        | \$72,713        |
| Materials Science  | 4             | \$66,250        | \$66,250        | \$66,250        | \$66,250        |
| <b>SCIENCE TECHNOLOGIES/TECHNICIANS</b>  | <b>26</b>     | <b>\$49,056</b> | <b>\$37,718</b> | <b>\$37,718</b> | <b>\$67,375</b> |
| Science Technologies/Technicians, Other  | 26            | \$49,056        | \$37,718        | \$37,718        | \$67,375        |
| <b>PSYCHOLOGY</b>  | <b>338</b>    | <b>\$42,240</b> | <b>\$38,043</b> | <b>\$39,874</b> | <b>\$44,148</b> |
| Psychology   | 304           | \$42,074        | \$38,043        | \$39,874        | \$43,297        |
| Research and Experimental Psychology   | 10            | \$41,100        | \$41,100        | \$41,100        | \$41,100        |
| <b>HOMELAND SECURITY, LAW ENFORCEMENT, FIREFIGHTING, and RELATED PROTECTIVE SERVICES</b> | <b>133</b>    | <b>\$49,833</b> | <b>\$38,760</b> | <b>\$41,600</b> | <b>\$60,635</b> |
| Criminal Justice and Corrections   | 100           | \$42,247        | \$35,704        | \$41,600        | \$41,600        |
| Homeland Security  | 10            | \$62,372        | \$60,635        | \$60,635        | \$60,635        |
| Security Science and Technology (Cybersecurity)  | 23            | \$77,363        | \$78,475        | \$78,475        | \$78,475        |
| <b>PUBLIC ADMINISTRATION and SOCIAL SERVICE PROFESSIONS</b>                              | <b>92</b>     | <b>\$47,733</b> | <b>\$39,313</b> | <b>\$40,215</b> | <b>\$57,400</b> |
| Community Organization and Advocacy  | 12            | \$39,023        | \$39,023        | \$39,023        | \$39,023        |
| Public Administration  | 8             | \$45,994        | \$40,000        | \$42,800        | \$54,117        |



# BACHELOR'S DEGREES/STARTING SALARY BY REGION AND MAJOR

## BACHELOR'S DEGREE SALARIES BY REGION AND MAJOR – SOUTHWEST

| REGION/ACADEMIC MAJOR  | # OF SALARIES | MEAN            | 25TH PERCENTILE | MEDIAN          | 75TH PERCENTILE |
|--|---------------|-----------------|-----------------|-----------------|-----------------|
| <b>SOUTHWEST REGION</b>  |               |                 |                 |                 |                 |
| Public Policy Analysis   | 37            | \$59,101        | \$57,400        | \$58,250        | \$61,775        |
| Social Work  | 32            | \$38,732        | \$37,584        | \$39,602        | \$39,909        |
| <b>SOCIAL SCIENCES</b>   | <b>548</b>    | <b>\$57,426</b> | <b>\$44,378</b> | <b>\$55,714</b> | <b>\$65,101</b> |
| Anthropology   | 32            | \$49,363        | \$44,364        | \$44,378        | \$47,189        |
| Criminology  | 6             | \$38,111        | \$37,333        | \$37,333        | \$37,333        |
| Economics  | 180           | \$72,890        | \$65,101        | \$65,417        | \$86,387        |
| Geography  | 37            | \$48,619        | \$43,472        | \$50,000        | \$50,000        |
| International Relations and National Security Studies                | 42            | \$55,908        | \$46,500        | \$58,136        | \$62,778        |
| Political Science and Government                                     | 158           | \$52,227        | \$44,003        | \$54,428        | \$57,826        |
| Sociology  | 88            | \$43,829        | \$36,678        | \$42,056        | \$49,444        |
| <b>TRANSPORTATION and MATERIALS MOVING</b>                           | <b>42</b>     | <b>\$49,601</b> | <b>\$42,090</b> | <b>\$47,833</b> | <b>\$49,031</b> |
| Air Transportation   | 42            | \$49,601        | \$42,090        | \$47,833        | \$49,031        |
| <b>VISUAL and PERFORMING ARTS</b>                                    | <b>187</b>    | <b>\$47,274</b> | <b>\$34,320</b> | <b>\$46,667</b> | <b>\$51,000</b> |
| Visual and Performing Arts   | 6             | \$50,873        | \$34,320        | \$53,300        | \$65,000        |
| Dance  | 10            | \$44,117        | \$38,013        | \$43,506        | \$52,750        |
| Design and Applied Arts  | 49            | \$56,716        | \$49,364        | \$49,920        | \$61,000        |
| Drama/Theatre Arts   | 18            | \$38,607        | \$27,500        | \$37,840        | \$51,000        |
| Film/Video and Photographic Arts                                     | 29            | \$44,964        | \$30,567        | \$40,000        | \$50,000        |
| Fine and Studio Arts   | 43            | \$40,681        | \$30,286        | \$36,750        | \$43,680        |
| Music  | 31            | \$49,568        | \$33,100        | \$45,000        | \$64,296        |
| <b>HEALTH PROFESSIONS and RELATED PROGRAMS</b>                       | <b>648</b>    | <b>\$58,133</b> | <b>\$47,722</b> | <b>\$61,228</b> | <b>\$65,520</b> |
| Communication Disorders Sciences                                     | 25            | \$42,334        | \$43,680        | \$43,680        | \$45,313        |
| Health and Medical Administrative Services                           | 20            | \$56,609        | \$48,675        | \$54,632        | \$58,115        |
| Health/Medical Preparatory Programs                                  | 54            | \$43,777        | \$40,233        | \$40,233        | \$46,480        |
| Mental and Social Health Services                                    | 22            | \$39,445        | \$40,411        | \$40,411        | \$40,411        |
| Public Health  | 62            | \$43,887        | \$34,789        | \$41,541        | \$51,772        |
| Pharmacy, Pharmaceutical Sciences, and Administration                | 6             | \$29,500        | \$29,500        | \$29,500        | \$29,500        |
| Dietetics and Clinical Nutrition Services                            | 9             | \$72,538        | \$32,240        | \$92,687        | \$92,687        |
| Bioethics/Medical Ethics   | 7             | \$70,643        | \$57,500        | \$57,500        | \$103,500       |
| Registered Nursing   | 411           | \$64,798        | \$61,228        | \$63,143        | \$69,536        |
| Health Professions and Related Clinical Sciences, Other              | 7             | \$37,143        | \$37,143        | \$37,143        | \$37,143        |
| <b>BUSINESS, MANAGEMENT, MARKETING, and RELATED SUPPORT SERVICES</b> | <b>4,565</b>  | <b>\$63,742</b> | <b>\$55,251</b> | <b>\$61,836</b> | <b>\$68,432</b> |
| Business, General  | 170           | \$72,556        | \$54,656        | \$71,011        | \$95,795        |
| Business Administration/Management                                   | 877           | \$59,514        | \$53,262        | \$59,535        | \$64,869        |
| Accounting   | 424           | \$60,611        | \$60,481        | \$60,984        | \$63,858        |

**BACHELOR'S DEGREE SALARIES BY REGION AND MAJOR – SOUTHWEST**

| REGION/ACADEMIC MAJOR  | # OF SALARIES | MEAN            | 25TH PERCENTILE | MEDIAN          | 75TH PERCENTILE |
|--|---------------|-----------------|-----------------|-----------------|-----------------|
| <b>SOUTHWEST REGION</b>  |               |                 |                 |                 |                 |
| Business/Managerial Economics  | 34            | \$64,329        | \$59,000        | \$67,139        | \$67,139        |
| Entrepreneurial and Small Business Operations                        | 79            | \$53,653        | \$43,874        | \$58,714        | \$59,344        |
| Finance  | 1,223         | \$73,268        | \$65,391        | \$68,432        | \$83,993        |
| Hospitality Administration/Management                                | 9             | \$40,538        | \$39,263        | \$39,263        | \$39,263        |
| Human Resources Management   | 84            | \$58,675        | \$61,047        | \$61,047        | \$61,047        |
| International Business   | 26            | \$59,623        | \$45,000        | \$60,569        | \$67,346        |
| Management Information Systems                                       | 313           | \$69,368        | \$68,246        | \$69,406        | \$70,577        |
| Management Sciences and Quantitative Methods (Actuarial)             | 185           | \$76,009        | \$63,583        | \$82,412        | \$82,412        |
| Marketing  | 592           | \$55,385        | \$52,941        | \$55,251        | \$57,658        |
| Real Estate  | 44            | \$69,262        | \$68,308        | \$68,308        | \$70,844        |
| General Sales and Merchandising                                      | 24            | \$62,500        | \$62,500        | \$62,500        | \$62,500        |
| Specialized Sales and Merchandising                                  | 18            | \$38,911        | \$34,917        | \$40,908        | \$40,908        |
| Construction Management  | 6             | \$58,002        | \$58,002        | \$58,002        | \$58,002        |
| Business, Management, Marketing, and Related Support Services, Other | 456           | \$51,890        | \$46,214        | \$51,853        | \$52,942        |
| <b>HISTORY</b>   | <b>76</b>     | <b>\$50,002</b> | <b>\$47,000</b> | <b>\$49,500</b> | <b>\$55,500</b> |
| History  | 76            | \$50,002        | \$47,000        | \$49,500        | \$55,500        |

# BACHELOR'S DEGREES/STARTING SALARY BY REGION AND MAJOR

## BACHELOR'S DEGREE SALARIES BY REGION AND MAJOR – ROCKY MOUNTAIN

| REGION/ACADEMIC MAJOR   | # OF SALARIES | MEAN            | 25TH PERCENTILE | MEDIAN          | 75TH PERCENTILE |
|---|---------------|-----------------|-----------------|-----------------|-----------------|
| <b>ROCKY MOUNTAIN REGION</b>                                  |               |                 |                 |                 |                 |
| <b>AGRICULTURE</b>  | <b>93</b>     | <b>\$43,179</b> | <b>\$34,380</b> | <b>\$45,951</b> | <b>\$49,430</b> |
| Agricultural Business and Management                          | 26            | \$48,548        | \$49,430        | \$49,430        | \$50,000        |
| Agricultural and Domestic Animal Services                     | 7             | \$30,674        | \$30,674        | \$30,674        | \$30,674        |
| Applied Horticulture  | 6             | \$46,267        | \$49,280        | \$49,280        | \$49,280        |
| Agricultural Public Services                                  | 6             | \$43,717        | \$41,600        | \$45,500        | \$49,250        |
| Animal Sciences   | 20            | \$41,131        | \$34,225        | \$40,180        | \$45,980        |
| Food Science and Technology                                   | 5             | \$41,542        | \$43,877        | \$43,877        | \$43,877        |
| Plant Science   | 12            | \$48,892        | \$45,951        | \$45,951        | \$51,000        |
| Soil Sciences   | 4             | \$38,770        | \$36,247        | \$41,293        | \$41,293        |
| <b>NATURAL RESOURCES</b>                                      | <b>75</b>     | <b>\$38,246</b> | <b>\$31,200</b> | <b>\$38,000</b> | <b>\$40,654</b> |
| Natural Resources Conservation and Research                   | 25            | \$42,712        | \$35,000        | \$40,000        | \$43,680        |
| Natural Resources Management                                  | 18            | \$36,087        | \$25,013        | \$40,654        | \$40,654        |
| Forestry  | 9             | \$44,164        | \$38,000        | \$40,000        | \$52,430        |
| Wildlife and Wildlands Science and Management                 | 20            | \$32,659        | \$31,252        | \$31,303        | \$33,450        |
| <b>ARCHITECTURE and RELATED SERVICES</b>                      | <b>20</b>     | <b>\$44,365</b> | <b>\$45,887</b> | <b>\$47,832</b> | <b>\$48,504</b> |
| Interior Architecture   | 10            | \$48,168        | \$47,832        | \$48,168        | \$48,504        |
| Landscape Architecture  | 9             | \$38,680        | \$41,600        | \$45,887        | \$45,887        |
| <b>AREA, ETHNIC, CULTURAL, GENDER, and GROUP STUDIES</b>      | <b>7</b>      | <b>\$51,295</b> | <b>\$50,000</b> | <b>\$53,315</b> | <b>\$60,000</b> |
| Area Studies  | 4             | \$52,486        | \$51,657        | \$53,315        | \$53,315        |
| <b>COMMUNICATION, JOURNALISM, and RELATED PROGRAMS</b>        | <b>58</b>     | <b>\$41,848</b> | <b>\$37,688</b> | <b>\$42,810</b> | <b>\$45,700</b> |
| Communication and Media Studies                               | 38            | \$43,626        | \$42,810        | \$42,810        | \$47,511        |
| Journalism  | 18            | \$37,318        | \$37,688        | \$37,688        | \$38,393        |
| <b>COMPUTER and INFORMATION SCIENCES and SUPPORT SERVICES</b> | <b>163</b>    | <b>\$79,495</b> | <b>\$84,803</b> | <b>\$85,000</b> | <b>\$85,000</b> |
| Computer and Information Science                              | 32            | \$85,408        | \$85,408        | \$85,408        | \$85,408        |
| Computer Science  | 120           | \$80,009        | \$84,803        | \$85,000        | \$85,000        |
| Computer/Information Technology Administration and Management | 5             | \$53,309        | \$54,110        | \$54,110        | \$54,110        |
| <b>EDUCATION</b>  | <b>102</b>    | <b>\$41,080</b> | <b>\$39,512</b> | <b>\$41,932</b> | <b>\$42,218</b> |
| Special Education and Teaching                                | 9             | \$44,685        | \$44,309        | \$44,309        | \$44,309        |
| Teacher Education, Specific Levels and Methods                | 72            | \$40,157        | \$39,512        | \$40,500        | \$42,218        |
| Teacher Education, Specific Subject Areas                     | 17            | \$41,930        | \$36,540        | \$43,468        | \$44,333        |
| <b>ENGINEERING</b>  | <b>630</b>    | <b>\$70,726</b> | <b>\$66,895</b> | <b>\$72,300</b> | <b>\$74,700</b> |
| Aerospace Engineering   | 4             | \$64,801        | \$64,801        | \$64,801        | \$64,801        |
| Architectural Engineering                                     | 6             | \$67,523        | \$67,523        | \$67,523        | \$67,523        |
| Biomedical/Medical Engineering                                | 17            | \$70,444        | \$65,867        | \$74,904        | \$74,904        |

# BACHELOR'S DEGREES/STARTING SALARY BY REGION AND MAJOR

## BACHELOR'S DEGREE SALARIES BY REGION AND MAJOR – ROCKY MOUNTAIN

| REGION/ACADEMIC MAJOR   | # OF SALARIES | MEAN            | 25TH PERCENTILE | MEDIAN          | 75TH PERCENTILE |
|---|---------------|-----------------|-----------------|-----------------|-----------------|
| <b>ROCKY MOUNTAIN REGION</b>                                      |               |                 |                 |                 |                 |
| Chemical Engineering  | 68            | \$70,443        | \$72,300        | \$72,300        | \$72,300        |
| Civil Engineering   | 103           | \$64,260        | \$63,160        | \$63,746        | \$69,700        |
| Computer Engineering  | 16            | \$70,689        | \$68,000        | \$71,250        | \$78,504        |
| Electrical, Electronics, and Communications Engineering           | 92            | \$76,010        | \$74,416        | \$77,500        | \$77,500        |
| Engineering Physics   | 10            | \$74,700        | \$74,700        | \$74,700        | \$74,700        |
| Environmental/Environmental Health Engineering                    | 23            | \$66,216        | \$65,259        | \$65,259        | \$68,300        |
| Mechanical Engineering  | 201           | \$71,025        | \$72,300        | \$72,300        | \$72,522        |
| Metallurgical Engineering   | 15            | \$74,907        | \$75,200        | \$75,200        | \$75,200        |
| Mining and Mineral Engineering                                    | 16            | \$78,630        | \$76,500        | \$76,500        | \$80,759        |
| Petroleum Engineering   | 34            | \$79,438        | \$79,100        | \$79,100        | \$79,100        |
| Geological/Geophysical Engineering                                | 16            | \$59,723        | \$55,391        | \$62,500        | \$62,500        |
| <b>ENGINEERING TECHNOLOGIES</b>                                   | <b>157</b>    | <b>\$69,720</b> | <b>\$69,859</b> | <b>\$69,859</b> | <b>\$69,859</b> |
| Quality Control and Safety Technologies/Technicians               | 4             | \$58,098        | \$58,098        | \$58,098        | \$58,098        |
| Construction Engineering Technologies                             | 151           | \$69,859        | \$69,859        | \$69,859        | \$69,859        |
| <b>FOREIGN LANGUAGES, LITERATURES, and LINGUISTICS</b>            | <b>12</b>     | <b>\$37,417</b> | <b>\$34,320</b> | <b>\$37,880</b> | <b>\$42,243</b> |
| Romance Languages   | 6             | \$35,060        | \$34,320        | \$36,100        | \$37,880        |
| <b>FAMILY and CONSUMER SCIENCES/HUMAN SCIENCES</b>                | <b>49</b>     | <b>\$41,210</b> | <b>\$37,697</b> | <b>\$37,697</b> | <b>\$39,182</b> |
| Family and Consumer Sciences/Human Sciences                       | 5             | \$49,093        | \$33,500        | \$37,232        | \$37,232        |
| Family and Consumer Sciences/Human Sciences Business Services     | 22            | \$37,697        | \$37,697        | \$37,697        | \$37,697        |
| Human Development, Family Studies, and Related Services           | 15            | \$42,291        | \$36,400        | \$39,182        | \$41,705        |
| Apparel and Textiles  | 6             | \$46,833        | \$46,833        | \$46,833        | \$46,833        |
| <b>ENGLISH LANGUAGE and LITERATURE/LETTERS</b>                    | <b>11</b>     | <b>\$35,675</b> | <b>\$34,955</b> | <b>\$34,955</b> | <b>\$34,955</b> |
| English Language and Literature/Letters                           | 11            | \$35,675        | \$34,955        | \$34,955        | \$34,955        |
| <b>LIBERAL ARTS and SCIENCES, GENERAL STUDIES, and HUMANITIES</b> | <b>37</b>     | <b>\$47,350</b> | <b>\$43,009</b> | <b>\$43,009</b> | <b>\$43,009</b> |
| Liberal Arts and Sciences, General Studies, and Humanities        | 37            | \$47,350        | \$43,009        | \$43,009        | \$43,009        |
| <b>BIOLOGICAL and BIOMEDICAL SCIENCES</b>                         | <b>137</b>    | <b>\$38,085</b> | <b>\$34,041</b> | <b>\$39,089</b> | <b>\$41,884</b> |
| Biology   | 51            | \$40,020        | \$35,635        | \$39,200        | \$41,884        |
| Biochemistry, Biophysics, and Molecular Biology                   | 19            | \$42,143        | \$41,800        | \$41,800        | \$43,056        |
| Microbiological Sciences  | 4             | \$37,471        | \$34,687        | \$40,255        | \$40,255        |
| Zoology/Animal Biology  | 37            | \$33,179        | \$31,055        | \$34,041        | \$34,041        |
| Ecology, Evolution, Systematics, and Population Biology           | 9             | \$35,566        | \$35,332        | \$35,332        | \$35,332        |
| Neurobiology and Neurosciences                                    | 6             | \$30,349        | \$30,349        | \$30,349        | \$30,349        |

# BACHELOR'S DEGREES/STARTING SALARY BY REGION AND MAJOR

## BACHELOR'S DEGREE SALARIES BY REGION AND MAJOR – ROCKY MOUNTAIN

| REGION/ACADEMIC MAJOR  | # OF SALARIES | MEAN            | 25TH PERCENTILE | MEDIAN          | 75TH PERCENTILE |
|--|---------------|-----------------|-----------------|-----------------|-----------------|
| <b>ROCKY MOUNTAIN REGION</b>   |               |                 |                 |                 |                 |
| <b>MATHEMATICS and STATISTICS</b>  | <b>29</b>     | <b>\$61,545</b> | <b>\$50,688</b> | <b>\$69,470</b> | <b>\$69,500</b> |
| Mathematics  | 12            | \$57,823        | \$50,688        | \$50,688        | \$69,470        |
| Applied Mathematics  | 13            | \$69,500        | \$69,500        | \$69,500        | \$69,500        |
| Statistics   | 4             | \$46,860        | \$38,720        | \$47,500        | \$55,000        |
| <b>MULTI/INTERDISCIPLINARY STUDIES</b>   | <b>59</b>     | <b>\$46,346</b> | <b>\$39,838</b> | <b>\$43,364</b> | <b>\$47,100</b> |
| Multi/Interdisciplinary Studies  | 25            | \$44,517        | \$43,364        | \$43,364        | \$45,500        |
| Nutrition Sciences   | 4             | \$42,040        | \$42,040        | \$42,040        | \$42,040        |
| International/Global Studies   | 11            | \$44,203        | \$26,960        | \$39,838        | \$47,100        |
| Data Science   | 6             | \$57,418        | \$35,755        | \$68,250        | \$68,250        |
| Data Analytics   | 4             | \$59,140        | \$53,880        | \$59,140        | \$64,400        |
| <b>PARKS, RECREATION, LEISURE, and FITNESS STUDIES</b>                                   | <b>58</b>     | <b>\$40,479</b> | <b>\$35,840</b> | <b>\$43,113</b> | <b>\$44,487</b> |
| Parks, Recreation, and Leisure Facilities Management                                     | 13            | \$38,070        | \$36,400        | \$43,113        | \$43,113        |
| Health and Physical Education/Fitness  | 31            | \$41,971        | \$35,940        | \$44,487        | \$44,487        |
| Outdoor Education  | 9             | \$33,787        | \$32,240        | \$32,240        | \$35,840        |
| <b>PHYSICAL SCIENCES</b>   | <b>15</b>     | <b>\$55,181</b> | <b>\$43,559</b> | <b>\$52,000</b> | <b>\$66,000</b> |
| Chemistry  | 8             | \$48,710        | \$43,559        | \$47,780        | \$52,000        |
| Geological and Earth Sciences  | 5             | \$55,064        | \$47,773        | \$47,773        | \$66,000        |
| <b>PSYCHOLOGY</b>  | <b>84</b>     | <b>\$41,350</b> | <b>\$33,000</b> | <b>\$42,268</b> | <b>\$44,809</b> |
| Psychology   | 83            | \$41,222        | \$33,000        | \$39,728        | \$44,809        |
| <b>HOMELAND SECURITY, LAW ENFORCEMENT, FIREFIGHTING, and RELATED PROTECTIVE SERVICES</b> | <b>17</b>     | <b>\$53,944</b> | <b>\$45,200</b> | <b>\$47,796</b> | <b>\$51,978</b> |
| Criminal Justice and Corrections   | 8             | \$46,823        | \$45,200        | \$47,796        | \$47,796        |
| Fire Protection  | 5             | \$66,912        | \$33,280        | \$89,333        | \$89,333        |
| Security Science and Technology (Cybersecurity)  | 4             | \$51,978        | \$51,978        | \$51,978        | \$51,978        |
| <b>PUBLIC ADMINISTRATION and SOCIAL SERVICE PROFESSIONS</b>                              | <b>17</b>     | <b>\$42,717</b> | <b>\$40,564</b> | <b>\$42,280</b> | <b>\$45,805</b> |
| Social Work  | 17            | \$42,717        | \$40,564        | \$42,280        | \$45,805        |
| <b>SOCIAL SCIENCES</b>   | <b>129</b>    | <b>\$44,326</b> | <b>\$38,003</b> | <b>\$48,000</b> | <b>\$48,301</b> |
| Anthropology   | 12            | \$37,878        | \$36,926        | \$36,926        | \$36,926        |
| Criminology  | 5             | \$40,000        | \$40,000        | \$40,000        | \$40,000        |
| Economics  | 34            | \$50,039        | \$48,000        | \$48,666        | \$48,666        |
| Geography  | 10            | \$38,904        | \$28,773        | \$41,683        | \$45,760        |
| International Relations and National Security Studies                                    | 8             | \$47,982        | \$30,650        | \$58,382        | \$58,382        |
| Political Science and Government   | 25            | \$43,243        | \$38,613        | \$38,613        | \$53,387        |
| Sociology  | 30            | \$43,659        | \$38,003        | \$48,301        | \$48,301        |

**BACHELOR'S DEGREE SALARIES BY REGION AND MAJOR – ROCKY MOUNTAIN**

| REGION/ACADEMIC MAJOR  | # OF SALARIES | MEAN            | 25TH PERCENTILE | MEDIAN          | 75TH PERCENTILE |
|--|---------------|-----------------|-----------------|-----------------|-----------------|
| <b>ROCKY MOUNTAIN REGION</b>   |               |                 |                 |                 |                 |
| <b>TRANSPORTATION and MATERIALS MOVING</b>                           | <b>6</b>      | <b>\$39,975</b> | <b>\$20,013</b> | <b>\$48,581</b> | <b>\$48,581</b> |
| Air Transportation   | 6             | \$39,975        | \$20,013        | \$48,581        | \$48,581        |
| <b>VISUAL and PERFORMING ARTS</b>                                    | <b>49</b>     | <b>\$36,558</b> | <b>\$34,632</b> | <b>\$37,372</b> | <b>\$40,529</b> |
| Drama/Theatre Arts   | 14            | \$32,099        | \$20,307        | \$32,587        | \$34,632        |
| Fine and Studio Arts   | 22            | \$36,054        | \$34,818        | \$36,095        | \$37,372        |
| Music  | 9             | \$43,859        | \$40,529        | \$40,529        | \$40,529        |
| <b>HEALTH PROFESSIONS and RELATED PROGRAMS</b>                       | <b>57</b>     | <b>\$55,629</b> | <b>\$53,040</b> | <b>\$58,577</b> | <b>\$59,803</b> |
| Communication Disorders Sciences                                     | 14            | \$50,457        | \$53,040        | \$53,040        | \$53,040        |
| Medical Clinical Sciences/Graduate Medical Studies                   | 4             | \$36,920        | \$36,920        | \$36,920        | \$36,920        |
| Registered Nursing   | 33            | \$59,190        | \$58,577        | \$59,803        | \$59,803        |
| <b>BUSINESS, MANAGEMENT, MARKETING, and RELATED SUPPORT SERVICES</b> | <b>664</b>    | <b>\$56,591</b> | <b>\$55,063</b> | <b>\$56,046</b> | <b>\$58,700</b> |
| Business, General  | 8             | \$47,510        | \$45,040        | \$45,040        | \$55,180        |
| Business Administration/Management                                   | 337           | \$55,432        | \$56,046        | \$56,046        | \$56,046        |
| Accounting   | 30            | \$55,589        | \$54,441        | \$55,000        | \$55,000        |
| Business/Managerial Economics  | 4             | \$52,590        | \$45,590        | \$59,180        | \$59,590        |
| Entrepreneurial and Small Business Operations                        | 4             | \$62,598        | \$56,729        | \$68,467        | \$68,467        |
| Finance  | 78            | \$62,184        | \$57,527        | \$67,972        | \$67,972        |
| Hospitality Administration/Management                                | 25            | \$51,640        | \$55,063        | \$55,063        | \$55,063        |
| Human Resources Management   | 16            | \$51,511        | \$48,800        | \$48,800        | \$55,207        |
| International Business   | 11            | \$56,796        | \$61,444        | \$61,444        | \$61,444        |
| Management Information Systems                                       | 43            | \$55,518        | \$49,141        | \$54,310        | \$61,600        |
| Management Sciences and Quantitative Methods (Actuarial)             | 12            | \$73,904        | \$73,904        | \$73,904        | \$73,904        |
| Marketing  | 55            | \$53,589        | \$45,000        | \$52,360        | \$64,038        |
| Real Estate  | 14            | \$63,500        | \$63,500        | \$63,500        | \$63,500        |
| Construction Management  | 14            | \$66,326        | \$66,326        | \$66,326        | \$66,326        |
| <b>HISTORY</b>   | <b>11</b>     | <b>\$45,463</b> | <b>\$41,760</b> | <b>\$48,143</b> | <b>\$48,143</b> |
| History  | 11            | \$45,463        | \$41,760        | \$48,143        | \$48,143        |

# BACHELOR'S DEGREES/STARTING SALARY BY REGION AND MAJOR

## BACHELOR'S DEGREE SALARIES BY REGION AND MAJOR – FAR WEST

| REGION/ACADEMIC MAJOR   | # OF SALARIES | MEAN             | 25TH PERCENTILE  | MEDIAN           | 75TH PERCENTILE  |
|---|---------------|------------------|------------------|------------------|------------------|
| <b>FAR WEST REGION</b>  |               |                  |                  |                  |                  |
| <b>AGRICULTURE</b>  | <b>62</b>     | <b>\$50,166</b>  | <b>\$45,760</b>  | <b>\$48,614</b>  | <b>\$52,060</b>  |
| Agricultural Business and Management                          | 14            | \$51,898         | \$51,550         | \$51,550         | \$51,550         |
| Agricultural Public Services                                  | 4             | \$52,060         | \$52,060         | \$52,060         | \$52,060         |
| Animal Sciences   | 13            | \$47,721         | \$48,614         | \$48,614         | \$48,614         |
| Food Science and Technology                                   | 15            | \$47,567         | \$45,760         | \$45,760         | \$45,760         |
| Plant Science   | 8             | \$60,484         | \$61,489         | \$62,978         | \$62,978         |
| Veterinary Biomedical and Clinical Sciences                   | 4             | \$27,040         | \$27,040         | \$27,040         | \$27,040         |
| <b>NATURAL RESOURCES</b>                                      | <b>163</b>    | <b>\$50,625</b>  | <b>\$42,600</b>  | <b>\$50,265</b>  | <b>\$57,000</b>  |
| Natural Resources Conservation and Research                   | 134           | \$51,924         | \$42,627         | \$51,820         | \$57,000         |
| Natural Resources Management                                  | 12            | \$50,952         | \$50,265         | \$50,265         | \$50,265         |
| Forestry  | 9             | \$44,904         | \$35,360         | \$47,715         | \$47,715         |
| Wildlife and Wildlands Science and Management                 | 7             | \$34,491         | \$34,491         | \$34,491         | \$34,491         |
| <b>ARCHITECTURE and RELATED SERVICES</b>                      | <b>97</b>     | <b>\$59,477</b>  | <b>\$50,812</b>  | <b>\$66,262</b>  | <b>\$66,262</b>  |
| Architecture  | 62            | \$60,103         | \$50,812         | \$66,262         | \$66,262         |
| City/Urban, Community, and Regional Planning                  | 11            | \$67,038         | \$68,046         | \$68,046         | \$68,046         |
| Interior Architecture   | 6             | \$34,683         | \$33,620         | \$33,620         | \$33,620         |
| Landscape Architecture  | 9             | \$52,596         | \$52,880         | \$55,000         | \$55,140         |
| Real Estate Development                                       | 8             | \$71,125         | \$71,125         | \$71,125         | \$71,125         |
| <b>AREA, ETHNIC, CULTURAL, GENDER, and GROUP STUDIES</b>      | <b>48</b>     | <b>\$49,010</b>  | <b>\$41,600</b>  | <b>\$48,467</b>  | <b>\$56,750</b>  |
| Area Studies  | 18            | \$53,160         | \$50,000         | \$54,000         | \$63,000         |
| Ethnic, Cultural Minority, Gender, and Group Studies          | 30            | \$46,520         | \$41,600         | \$43,500         | \$49,000         |
| <b>COMMUNICATION, JOURNALISM, and RELATED PROGRAMS</b>        | <b>313</b>    | <b>\$49,426</b>  | <b>\$41,560</b>  | <b>\$49,751</b>  | <b>\$52,253</b>  |
| Communication and Media Studies                               | 187           | \$52,808         | \$49,751         | \$51,816         | \$58,000         |
| Journalism  | 90            | \$40,802         | \$36,000         | \$39,523         | \$46,081         |
| Radio, Television, and Digital Communication                  | 5             | \$47,090         | \$45,800         | \$45,800         | \$45,800         |
| Public Relations, Advertising, and Applied Communication      | 31            | \$54,437         | \$45,661         | \$47,486         | \$71,000         |
| <b>COMMUNICATIONS TECHNOLOGIES</b>                            | <b>16</b>     | <b>\$57,674</b>  | <b>\$51,253</b>  | <b>\$56,493</b>  | <b>\$64,647</b>  |
| Graphic Communications  | 16            | \$57,674         | \$51,253         | \$56,493         | \$64,647         |
| <b>COMPUTER and INFORMATION SCIENCES and SUPPORT SERVICES</b> | <b>755</b>    | <b>\$110,328</b> | <b>\$101,420</b> | <b>\$113,183</b> | <b>\$124,148</b> |
| Computer and Information Science                              | 174           | \$98,024         | \$93,554         | \$104,730        | \$104,730        |
| Computer Science  | 556           | \$115,786        | \$110,233        | \$121,276        | \$132,186        |
| Computer Software and Media Applications                      | 6             | \$94,527         | \$100,432        | \$100,432        | \$100,432        |



# BACHELOR'S DEGREES/STARTING SALARY BY REGION AND MAJOR

## BACHELOR'S DEGREE SALARIES BY REGION AND MAJOR – FAR WEST

| REGION/ACADEMIC MAJOR   | # OF SALARIES | MEAN            | 25TH PERCENTILE | MEDIAN          | 75TH PERCENTILE |
|---|---------------|-----------------|-----------------|-----------------|-----------------|
| <b>FAR WEST REGION</b>  |               |                 |                 |                 |                 |
| <b>EDUCATION</b>  | <b>200</b>    | <b>\$45,406</b> | <b>\$38,145</b> | <b>\$41,503</b> | <b>\$44,590</b> |
| Education, General  | 19            | \$43,271        | \$38,145        | \$40,500        | \$50,003        |
| Social and Philosophical Foundations of Education             | 6             | \$74,200        | \$82,800        | \$82,800        | \$82,800        |
| Special Education and Teaching                                | 21            | \$47,105        | \$43,267        | \$43,267        | \$49,000        |
| Teacher Education, Specific Levels and Methods                | 105           | \$42,525        | \$37,960        | \$41,347        | \$41,503        |
| Teacher Education, Specific Subject Areas                     | 38            | \$45,435        | \$35,000        | \$44,339        | \$44,680        |
| <b>ENGINEERING</b>  | <b>964</b>    | <b>\$84,978</b> | <b>\$72,057</b> | <b>\$78,980</b> | <b>\$97,000</b> |
| Engineering, General  | 11            | \$71,549        | \$60,135        | \$74,667        | \$80,000        |
| Aerospace Engineering   | 44            | \$84,217        | \$81,200        | \$85,619        | \$85,619        |
| Architectural Engineering                                     | 14            | \$66,974        | \$66,974        | \$66,974        | \$66,974        |
| Biomedical/Medical Engineering                                | 61            | \$69,927        | \$66,156        | \$73,028        | \$73,028        |
| Chemical Engineering  | 69            | \$83,489        | \$78,960        | \$81,600        | \$86,129        |
| Civil Engineering   | 130           | \$67,501        | \$65,307        | \$68,252        | \$72,057        |
| Computer Engineering  | 96            | \$105,051       | \$96,558        | \$109,296       | \$112,042       |
| Electrical, Electronics, and Communications Engineering       | 201           | \$105,528       | \$88,050        | \$101,754       | \$128,618       |
| Environmental/Environmental Health Engineering                | 13            | \$70,901        | \$65,120        | \$73,370        | \$75,000        |
| Materials Engineering   | 21            | \$73,987        | \$72,867        | \$75,094        | \$75,094        |
| Mechanical Engineering  | 202           | \$77,143        | \$70,161        | \$75,468        | \$83,000        |
| Systems Engineering   | 13            | \$91,554        | \$91,554        | \$91,554        | \$91,554        |
| Industrial Engineering  | 39            | \$79,098        | \$77,450        | \$77,450        | \$85,000        |
| Manufacturing Engineering                                     | 6             | \$73,488        | \$73,488        | \$73,488        | \$73,488        |
| Operations Research   | 10            | \$101,000       | \$97,667        | \$97,667        | \$97,667        |
| Biological/Biosystems Engineering                             | 6             | \$62,553        | \$52,579        | \$52,579        | \$80,000        |
| Electrical and Computer Engineering                           | 13            | \$64,268        | \$53,721        | \$53,721        | \$88,000        |
| Engineering, Other  | 4             | \$116,625       | \$97,750        | \$135,500       | \$135,500       |
| <b>ENGINEERING TECHNOLOGIES</b>                               | <b>42</b>     | <b>\$66,197</b> | <b>\$65,770</b> | <b>\$68,485</b> | <b>\$70,933</b> |
| Industrial Production Technologies                            | 18            | \$70,877        | \$65,770        | \$70,933        | \$70,933        |
| Construction Engineering Technologies                         | 13            | \$68,485        | \$68,485        | \$68,485        | \$68,485        |
| <b>FOREIGN LANGUAGES, LITERATURES, and LINGUISTICS</b>        | <b>82</b>     | <b>\$51,188</b> | <b>\$40,000</b> | <b>\$47,340</b> | <b>\$54,080</b> |
| Linguistic, Comparative, and Related Language Studies         | 24            | \$53,079        | \$34,551        | \$42,042        | \$85,500        |
| East Asian Languages  | 11            | \$45,077        | \$34,320        | \$45,000        | \$49,500        |
| Romance Languages   | 41            | \$50,060        | \$40,581        | \$48,000        | \$53,755        |
| <b>FAMILY and CONSUMER SCIENCES/HUMAN SCIENCES</b>            | <b>79</b>     | <b>\$43,903</b> | <b>\$37,648</b> | <b>\$40,457</b> | <b>\$46,616</b> |
| Family and Consumer Sciences/Human Sciences Business Services | 6             | \$73,632        | \$73,632        | \$73,632        | \$73,632        |

# BACHELOR'S DEGREES/STARTING SALARY BY REGION AND MAJOR

## BACHELOR'S DEGREE SALARIES BY REGION AND MAJOR – FAR WEST

| REGION/ACADEMIC MAJOR   | # OF SALARIES | MEAN            | 25TH PERCENTILE | MEDIAN          | 75TH PERCENTILE |
|---|---------------|-----------------|-----------------|-----------------|-----------------|
| <b>FAR WEST REGION</b>  |               |                 |                 |                 |                 |
| Foods, Nutrition, and Related Services                            | 10            | \$40,165        | \$40,457        | \$40,457        | \$40,457        |
| Human Development, Family Studies, and Related Services           | 63            | \$41,665        | \$37,440        | \$41,424        | \$46,616        |
| <b>LEGAL STUDIES</b>  | <b>47</b>     | <b>\$55,357</b> | <b>\$50,200</b> | <b>\$50,901</b> | <b>\$62,392</b> |
| Legal Professions   | 43            | \$54,577        | \$49,611        | \$50,901        | \$62,392        |
| Law   | 4             | \$63,750        | \$60,000        | \$60,000        | \$67,500        |
| <b>ENGLISH LANGUAGE and LITERATURE/LETTERS</b>                    | <b>86</b>     | <b>\$45,646</b> | <b>\$34,578</b> | <b>\$47,773</b> | <b>\$50,000</b> |
| English Language and Literature/Letters                           | 71            | \$43,306        | \$34,578        | \$47,773        | \$48,053        |
| Rhetoric and Composition/Writing Studies                          | 15            | \$56,720        | \$50,000        | \$55,000        | \$68,320        |
| <b>LIBERAL ARTS and SCIENCES, GENERAL STUDIES, and HUMANITIES</b> | <b>18</b>     | <b>\$48,228</b> | <b>\$42,734</b> | <b>\$45,760</b> | <b>\$49,000</b> |
| Liberal Arts and Sciences, General Studies, and Humanities        | 18            | \$48,228        | \$42,734        | \$45,760        | \$49,000        |
| <b>BIOLOGICAL and BIOMEDICAL SCIENCES</b>                         | <b>512</b>    | <b>\$48,326</b> | <b>\$40,640</b> | <b>\$47,014</b> | <b>\$57,000</b> |
| Biology   | 236           | \$44,853        | \$41,680        | \$45,867        | \$47,014        |
| Biochemistry, Biophysics, and Molecular Biology                   | 50            | \$55,087        | \$52,000        | \$55,248        | \$55,248        |
| Cell/Cellular Biology   | 96            | \$55,164        | \$57,080        | \$57,080        | \$57,080        |
| Microbiological Sciences  | 32            | \$45,438        | \$40,000        | \$40,000        | \$48,176        |
| Physiology, Pathology, and Related Sciences                       | 22            | \$37,708        | \$33,280        | \$36,994        | \$40,907        |
| Biomathematics, Bioinformatics, and Computational Biology         | 6             | \$69,167        | \$69,167        | \$69,167        | \$69,167        |
| Ecology, Evolution, Systematics, and Population Biology           | 26            | \$46,918        | \$38,750        | \$42,885        | \$49,006        |
| Neurobiology and Neurosciences                                    | 41            | \$49,270        | \$40,000        | \$40,554        | \$47,539        |
| <b>MATHEMATICS and STATISTICS</b>                                 | <b>169</b>    | <b>\$81,912</b> | <b>\$62,588</b> | <b>\$82,500</b> | <b>\$93,500</b> |
| Mathematics   | 65            | \$70,364        | \$61,000        | \$70,930        | \$85,767        |
| Applied Mathematics   | 65            | \$92,492        | \$60,785        | \$110,000       | \$113,476       |
| Statistics  | 38            | \$84,084        | \$79,572        | \$91,125        | \$91,250        |
| <b>MULTI/INTERDISCIPLINARY STUDIES</b>                            | <b>177</b>    | <b>\$64,851</b> | <b>\$45,000</b> | <b>\$61,660</b> | <b>\$80,000</b> |
| Multi/Interdisciplinary Studies                                   | 16            | \$50,014        | \$41,845        | \$45,500        | \$45,500        |
| Biological and Physical Sciences                                  | 5             | \$63,840        | \$72,000        | \$72,000        | \$72,000        |
| Mathematics and Computer Science                                  | 8             | \$102,446       | \$102,446       | \$102,446       | \$102,446       |
| Behavioral Sciences   | 23            | \$44,913        | \$41,213        | \$41,213        | \$41,213        |
| Nutrition Sciences  | 15            | \$50,259        | \$40,000        | \$53,820        | \$55,306        |
| International/Global Studies                                      | 21            | \$56,391        | \$55,000        | \$60,148        | \$61,660        |
| Cognitive Science   | 40            | \$79,243        | \$64,680        | \$89,516        | \$89,516        |
| Human Biology   | 4             | \$47,500        | \$45,000        | \$45,000        | \$50,000        |

# BACHELOR'S DEGREES/STARTING SALARY BY REGION AND MAJOR

## BACHELOR'S DEGREE SALARIES BY REGION AND MAJOR – FAR WEST

| REGION/ACADEMIC MAJOR  | # OF SALARIES | MEAN            | 25TH PERCENTILE | MEDIAN          | 75TH PERCENTILE |
|--|---------------|-----------------|-----------------|-----------------|-----------------|
| <b>FAR WEST REGION</b>   |               |                 |                 |                 |                 |
| Sustainability Studies   | 4             | \$46,080        | \$37,440        | \$37,440        | \$54,720        |
| Philosophy, Politics, and Economics  | 7             | \$76,500        | \$76,500        | \$76,500        | \$76,500        |
| Data Science   | 6             | \$72,753        | \$43,840        | \$64,420        | \$110,000       |
| Data Analytics   | 10            | \$71,392        | \$61,380        | \$69,445        | \$72,000        |
| Multi/Interdisciplinary Studies, Other   | 11            | \$83,466        | \$74,740        | \$74,740        | \$124,667       |
| <b>PARKS, RECREATION, LEISURE, and FITNESS STUDIES</b>                                   | <b>103</b>    | <b>\$37,798</b> | <b>\$35,421</b> | <b>\$37,125</b> | <b>\$40,751</b> |
| Parks, Recreation, and Leisure Facilities Management                                     | 12            | \$43,820        | \$43,895        | \$43,895        | \$43,895        |
| Health and Physical Education/Fitness  | 71            | \$37,266        | \$35,421        | \$37,125        | \$37,627        |
| Leisure and Recreational Activities  | 19            | \$36,112        | \$34,000        | \$38,100        | \$38,100        |
| <b>PHILOSOPHY and RELIGIOUS STUDIES</b>  | <b>44</b>     | <b>\$52,460</b> | <b>\$42,363</b> | <b>\$48,833</b> | <b>\$57,890</b> |
| Philosophy   | 37            | \$53,940        | \$42,363        | \$51,360        | \$59,508        |
| Religion/Religious Studies   | 7             | \$44,636        | \$41,600        | \$46,306        | \$52,320        |
| <b>PHYSICAL SCIENCES</b>   | <b>132</b>    | <b>\$64,342</b> | <b>\$52,612</b> | <b>\$62,200</b> | <b>\$76,813</b> |
| Astronomy and Astrophysics   | 6             | \$83,833        | \$62,000        | \$64,500        | \$125,000       |
| Chemistry  | 49            | \$54,711        | \$41,902        | \$54,000        | \$65,100        |
| Geological and Earth Sciences  | 27            | \$57,795        | \$53,224        | \$57,561        | \$68,500        |
| Physics  | 40            | \$75,118        | \$61,200        | \$78,333        | \$84,496        |
| Materials Science  | 5             | \$87,400        | \$76,667        | \$76,667        | \$103,500       |
| <b>PSYCHOLOGY</b>  | <b>365</b>    | <b>\$46,929</b> | <b>\$40,582</b> | <b>\$45,760</b> | <b>\$52,389</b> |
| Psychology   | 260           | \$46,917        | \$41,238        | \$45,760        | \$50,263        |
| Research and Experimental Psychology   | 56            | \$54,404        | \$53,500        | \$53,500        | \$54,387        |
| <b>HOMELAND SECURITY, LAW ENFORCEMENT, FIREFIGHTING, and RELATED PROTECTIVE SERVICES</b> | <b>111</b>    | <b>\$42,596</b> | <b>\$40,000</b> | <b>\$40,000</b> | <b>\$42,686</b> |
| Criminal Justice and Corrections   | 107           | \$41,936        | \$40,000        | \$40,000        | \$42,686        |
| <b>PUBLIC ADMINISTRATION and SOCIAL SERVICE PROFESSIONS</b>                              | <b>76</b>     | <b>\$48,332</b> | <b>\$40,845</b> | <b>\$43,820</b> | <b>\$52,383</b> |
| Public Administration and Social Services  | 4             | \$37,750        | \$37,750        | \$37,750        | \$37,750        |
| Public Administration  | 10            | \$62,029        | \$64,536        | \$64,536        | \$64,536        |
| Public Policy Analysis   | 35            | \$46,792        | \$40,845        | \$50,466        | \$52,383        |
| Social Work  | 25            | \$48,064        | \$41,880        | \$42,640        | \$50,000        |
| <b>SOCIAL SCIENCES</b>   | <b>861</b>    | <b>\$61,676</b> | <b>\$49,595</b> | <b>\$57,000</b> | <b>\$73,758</b> |
| Social Sciences  | 16            | \$44,250        | \$36,556        | \$36,556        | \$36,998        |
| Anthropology   | 61            | \$45,290        | \$36,096        | \$49,595        | \$52,737        |
| Criminology  | 6             | \$45,232        | \$37,502        | \$44,463        | \$44,463        |
| Economics  | 349           | \$75,161        | \$62,185        | \$86,395        | \$88,979        |

# BACHELOR'S DEGREES/STARTING SALARY BY REGION AND MAJOR

## BACHELOR'S DEGREE SALARIES BY REGION AND MAJOR – FAR WEST

| REGION/ACADEMIC MAJOR  | # OF SALARIES | MEAN            | 25TH PERCENTILE | MEDIAN          | 75TH PERCENTILE |
|--|---------------|-----------------|-----------------|-----------------|-----------------|
| <b>FAR WEST REGION</b>   |               |                 |                 |                 |                 |
| Geography  | 28            | \$62,117        | \$62,268        | \$65,856        | \$65,856        |
| International Relations and National Security Studies                | 59            | \$63,314        | \$52,116        | \$70,000        | \$75,000        |
| Political Science and Government                                     | 177           | \$52,167        | \$45,638        | \$50,000        | \$57,500        |
| Sociology  | 139           | \$48,145        | \$37,983        | \$49,414        | \$56,194        |
| Urban Studies/Affairs  | 12            | \$63,717        | \$59,200        | \$59,200        | \$70,167        |
| Social Sciences, Other   | 14            | \$68,890        | \$68,890        | \$68,890        | \$68,890        |
| <b>VISUAL and PERFORMING ARTS</b>                                    | <b>207</b>    | <b>\$48,159</b> | <b>\$40,000</b> | <b>\$44,108</b> | <b>\$51,712</b> |
| Dance  | 12            | \$49,055        | \$38,980        | \$41,724        | \$49,920        |
| Design and Applied Arts  | 43            | \$57,587        | \$43,500        | \$45,787        | \$81,333        |
| Drama/Theatre Arts   | 21            | \$42,183        | \$35,322        | \$40,000        | \$46,250        |
| Film/Video and Photographic Arts                                     | 52            | \$42,841        | \$40,560        | \$41,250        | \$47,500        |
| Fine and Studio Arts   | 45            | \$45,559        | \$37,440        | \$45,000        | \$52,130        |
| Music  | 28            | \$51,086        | \$41,000        | \$51,712        | \$61,263        |
| Arts, Entertainment, and Media Management                            | 4             | \$40,586        | \$38,844        | \$40,612        | \$42,328        |
| <b>HEALTH PROFESSIONS and RELATED PROGRAMS</b>                       | <b>372</b>    | <b>\$64,292</b> | <b>\$48,653</b> | <b>\$68,752</b> | <b>\$76,685</b> |
| Communication Disorders Sciences                                     | 22            | \$39,229        | \$37,440        | \$37,440        | \$37,440        |
| Health and Medical Administrative Services                           | 10            | \$53,340        | \$55,571        | \$55,571        | \$55,571        |
| Allied Health Diagnostic, Intervention, and Treatment Professions    | 13            | \$52,597        | \$52,800        | \$52,800        | \$52,800        |
| Clinical/Medical Laboratory Sciences                                 | 7             | \$62,714        | \$62,714        | \$62,714        | \$62,714        |
| Public Health  | 79            | \$49,919        | \$48,653        | \$48,653        | \$56,000        |
| Rehabilitation and Therapeutic Professions                           | 5             | \$39,712        | \$37,440        | \$40,000        | \$40,000        |
| Registered Nursing   | 212           | \$75,952        | \$71,072        | \$76,263        | \$76,685        |
| <b>BUSINESS, MANAGEMENT, MARKETING, and RELATED SUPPORT SERVICES</b> | <b>2,298</b>  | <b>\$64,370</b> | <b>\$55,396</b> | <b>\$63,000</b> | <b>\$71,891</b> |
| Business, General  | 45            | \$59,565        | \$61,000        | \$62,646        | \$62,646        |
| Business Administration/Management                                   | 914           | \$67,921        | \$56,667        | \$64,353        | \$81,568        |
| Accounting   | 450           | \$64,829        | \$61,974        | \$63,007        | \$71,491        |
| Business/Corporate Communications                                    | 19            | \$50,833        | \$50,833        | \$50,833        | \$50,833        |
| Business/Managerial Economics  | 49            | \$59,640        | \$50,071        | \$64,341        | \$64,341        |
| Entrepreneurial and Small Business Operations                        | 10            | \$64,582        | \$56,160        | \$62,333        | \$76,125        |
| Finance  | 249           | \$65,743        | \$60,126        | \$63,000        | \$71,443        |
| Hospitality Administration/Management                                | 100           | \$45,744        | \$46,362        | \$46,362        | \$46,362        |
| Human Resources Management   | 24            | \$51,576        | \$42,924        | \$57,046        | \$57,046        |
| International Business   | 40            | \$60,132        | \$45,760        | \$59,647        | \$79,618        |

## BACHELOR'S DEGREES/STARTING SALARY BY REGION AND MAJOR

### BACHELOR'S DEGREE SALARIES BY REGION AND MAJOR – FAR WEST

| REGION/ACADEMIC MAJOR                                    | # OF SALARIES | MEAN            | 25TH PERCENTILE | MEDIAN          | 75TH PERCENTILE |
|--|---------------|-----------------|-----------------|-----------------|-----------------|
| <b>FAR WEST REGION</b>                                   |               |                 |                 |                 |                 |
| Management Information Systems                           | 63            | \$73,268        | \$63,688        | \$74,880        | \$79,734        |
| Management Sciences and Quantitative Methods (Actuarial) | 45            | \$68,688        | \$66,086        | \$68,510        | \$68,510        |
| Marketing  | 197           | \$56,182        | \$53,231        | \$53,579        | \$65,880        |
| Real Estate  | 34            | \$70,018        | \$63,859        | \$64,430        | \$80,000        |
| Specialized Sales and Merchandising                      | 19            | \$39,311        | \$34,733        | \$41,424        | \$41,424        |
| Construction Management                                  | 38            | \$74,994        | \$77,524        | \$77,524        | \$79,225        |
| <b>HISTORY</b>   | <b>73</b>     | <b>\$47,731</b> | <b>\$40,000</b> | <b>\$49,031</b> | <b>\$52,000</b> |
| History  | 73            | \$47,731        | \$40,000        | \$49,031        | \$52,000        |

**STARTING SALARY  
BY CARNEGIE  
CLASSIFICATION  
AND MAJOR  
BACHELOR'S  
DEGREES**

## STARTING SALARY BY CARNEGIE CLASSIFICATION AND MAJOR/BACHELOR'S DEGREES

### DOCTORAL UNIVERSITIES: VERY HIGH RESEARCH ACTIVITY

| BROAD CATEGORY  | # OF SALARIES | MEAN     | 25TH PERCENTILE | MEDIAN   | 75TH PERCENTILE |
|---|---------------|----------|-----------------|----------|-----------------|
| Agriculture   | 1,163         | \$47,527 | \$41,800        | \$47,500 | \$53,319        |
| Natural Resources   | 566           | \$44,756 | \$37,042        | \$42,627 | \$49,338        |
| Architecture and Related Services   | 540           | \$54,062 | \$50,004        | \$54,447 | \$58,080        |
| Area, Ethnic, Cultural, Gender, and Group Studies                                 | 159           | \$50,663 | \$40,560        | \$50,000 | \$60,000        |
| Communication, Journalism, and Related Programs                                   | 2,235         | \$48,043 | \$43,340        | \$47,400 | \$52,240        |
| Communications Technologies   | 23            | \$49,420 | \$44,980        | \$54,000 | \$54,000        |
| Computer and Information Sciences and Support Services                            | 3,503         | \$94,905 | \$75,066        | \$94,120 | \$112,892       |
| Education   | 1,411         | \$42,797 | \$40,128        | \$42,218 | \$44,093        |
| Engineering   | 9,110         | \$77,915 | \$69,084        | \$73,810 | \$80,000        |
| Engineering Technologies  | 614           | \$67,399 | \$65,950        | \$68,360 | \$69,859        |
| Foreign Languages, Literatures, and Linguistics                                   | 256           | \$50,288 | \$38,000        | \$49,250 | \$58,000        |
| Family and Consumer Sciences/Human Sciences                                       | 700           | \$43,660 | \$38,690        | \$43,105 | \$48,192        |
| Legal Studies   | 60            | \$52,848 | \$40,000        | \$50,901 | \$62,392        |
| English Language and Literature/Letters   | 430           | \$44,214 | \$40,350        | \$45,000 | \$48,895        |
| Liberal Arts and Sciences, General Studies, and Humanities                        | 877           | \$62,757 | \$45,453        | \$75,485 | \$75,485        |
| Biological and Biomedical Sciences  | 1,999         | \$43,702 | \$37,785        | \$42,888 | \$47,014        |
| Mathematics and Statistics  | 923           | \$83,175 | \$68,109        | \$80,000 | \$100,000       |
| Military Technologies   | 41            | \$72,440 | \$71,388        | \$71,388 | \$71,388        |
| Multi/Interdisciplinary Studies   | 944           | \$56,508 | \$43,000        | \$50,000 | \$67,851        |
| Parks, Recreation, Leisure, and Fitness Studies                                   | 451           | \$40,902 | \$35,940        | \$40,713 | \$44,487        |
| Philosophy and Religious Studies  | 112           | \$52,511 | \$42,363        | \$50,638 | \$63,700        |
| Physical Sciences   | 455           | \$57,633 | \$46,000        | \$53,886 | \$65,000        |
| Science Technologies/Technicians  | 26            | \$49,056 | \$37,718        | \$37,718 | \$67,375        |
| Psychology  | 1,293         | \$43,565 | \$39,417        | \$40,509 | \$47,482        |
| Homeland Security, Law Enforcement, Firefighting, and Related Protective Services | 400           | \$46,411 | \$40,000        | \$42,314 | \$45,100        |
| Public Administration and Social Service Professions                              | 500           | \$55,645 | \$40,845        | \$61,098 | \$65,558        |
| Social Sciences   | 3,427         | \$59,253 | \$47,815        | \$56,845 | \$69,250        |
| Transportation and Materials Moving   | 110           | \$50,244 | \$43,680        | \$49,358 | \$52,000        |
| Visual and Performing Arts  | 1,063         | \$45,756 | \$37,453        | \$44,500 | \$51,344        |
| Health Professions and Related Programs   | 2,837         | \$58,632 | \$50,342        | \$58,664 | \$65,422        |
| Business, Management, Marketing, and Related Support Services                     | 16,533        | \$65,069 | \$55,495        | \$63,185 | \$71,980        |
| History   | 290           | \$48,951 | \$42,500        | \$49,534 | \$57,000        |



## STARTING SALARY BY CARNEGIE CLASSIFICATION AND MAJOR/BACHELOR'S DEGREES

### DOCTORAL UNIVERSITIES: HIGH RESEARCH ACTIVITY

| BROAD CATEGORY  | # OF SALARIES | MEAN     | 25TH PERCENTILE | MEDIAN   | 75TH PERCENTILE |
|---|---------------|----------|-----------------|----------|-----------------|
| Agriculture   | 104           | \$40,364 | \$35,000        | \$38,260 | \$44,350        |
| Natural Resources   | 67            | \$40,339 | \$29,440        | \$37,901 | \$48,800        |
| Architecture and Related Services   | 39            | \$49,884 | \$45,000        | \$54,455 | \$56,108        |
| Area, Ethnic, Cultural, Gender, and Group Studies                                 | 8             | \$31,560 | \$22,400        | \$25,760 | \$33,720        |
| Communication, Journalism, and Related Programs                                   | 497           | \$47,349 | \$43,067        | \$47,021 | \$50,149        |
| Communications Technologies   | 19            | \$50,590 | \$38,507        | \$44,000 | \$59,180        |
| Computer and Information Sciences and Support Services                            | 751           | \$74,868 | \$63,752        | \$75,088 | \$86,500        |
| Personal and Culinary Services  | 6             | \$38,043 | \$36,500        | \$36,500 | \$36,500        |
| Education   | 622           | \$42,492 | \$39,493        | \$41,514 | \$45,792        |
| Engineering   | 1,641         | \$71,573 | \$66,895        | \$71,897 | \$73,485        |
| Engineering Technologies  | 300           | \$65,777 | \$60,000        | \$65,777 | \$69,064        |
| Foreign Languages, Literatures, and Linguistics                                   | 66            | \$51,397 | \$37,440        | \$42,000 | \$69,714        |
| Family and Consumer Sciences/Human Sciences                                       | 113           | \$39,675 | \$36,400        | \$37,470 | \$46,745        |
| Legal Studies   | 28            | \$48,815 | \$43,568        | \$49,611 | \$49,806        |
| English Language and Literature/Letters   | 94            | \$43,272 | \$36,815        | \$41,367 | \$47,600        |
| Liberal Arts and Sciences, General Studies, and Humanities                        | 127           | \$49,685 | \$43,022        | \$46,600 | \$59,000        |
| Biological and Biomedical Sciences  | 419           | \$43,994 | \$39,760        | \$42,000 | \$47,840        |
| Mathematics and Statistics  | 155           | \$68,257 | \$55,222        | \$68,947 | \$79,566        |
| Multi/Interdisciplinary Studies   | 143           | \$53,653 | \$41,667        | \$50,200 | \$64,333        |
| Parks, Recreation, Leisure, and Fitness Studies                                   | 191           | \$42,049 | \$35,000        | \$41,463 | \$46,500        |
| Philosophy and Religious Studies  | 27            | \$49,964 | \$39,640        | \$51,500 | \$60,500        |
| Theology and Religious Vocations  | 5             | \$38,034 | \$32,500        | \$35,000 | \$41,600        |
| Physical Sciences   | 122           | \$59,797 | \$40,352        | \$60,132 | \$73,312        |
| Psychology  | 401           | \$42,633 | \$39,300        | \$40,041 | \$45,667        |
| Homeland Security, Law Enforcement, Firefighting, and Related Protective Services | 154           | \$46,844 | \$39,614        | \$48,000 | \$50,098        |
| Public Administration and Social Service Professions                              | 119           | \$45,226 | \$35,117        | \$42,425 | \$51,000        |
| Social Sciences   | 515           | \$51,994 | \$42,371        | \$50,000 | \$62,462        |
| Transportation and Materials Moving   | 11            | \$44,436 | \$45,280        | \$45,280 | \$45,280        |
| Visual and Performing Arts  | 311           | \$43,154 | \$33,580        | \$42,750 | \$50,000        |
| Health Professions and Related Programs   | 991           | \$59,387 | \$54,629        | \$60,203 | \$64,116        |
| Business, Management, Marketing, and Related Support Services                     | 3,700         | \$60,034 | \$51,823        | \$59,414 | \$65,093        |
| History   | 77            | \$46,212 | \$38,074        | \$45,000 | \$55,000        |

## STARTING SALARY BY CARNEGIE CLASSIFICATION AND MAJOR/BACHELOR'S DEGREES

### DOCTORAL/PROFESSIONAL UNIVERSITIES

| BROAD CATEGORY  | # OF SALARIES | MEAN     | 25TH PERCENTILE | MEDIAN   | 75TH PERCENTILE |
|---|---------------|----------|-----------------|----------|-----------------|
| Agriculture   | 23            | \$40,359 | \$25,560        | \$36,400 | \$50,804        |
| Natural Resources   | 48            | \$45,084 | \$34,040        | \$41,860 | \$60,000        |
| Architecture and Related Services   | 5             | \$44,000 | \$42,500        | \$45,000 | \$45,000        |
| Area, Ethnic, Cultural, Gender, and Group Studies                                 | 18            | \$39,504 | \$26,408        | \$41,575 | \$50,484        |
| Communication, Journalism, and Related Programs                                   | 290           | \$42,598 | \$34,936        | \$44,023 | \$53,154        |
| Communications Technologies   | 16            | \$37,440 | \$37,440        | \$37,440 | \$37,440        |
| Computer and Information Sciences and Support Services                            | 414           | \$66,608 | \$61,472        | \$65,500 | \$67,000        |
| Education   | 441           | \$36,497 | \$25,672        | \$38,708 | \$40,673        |
| Engineering   | 131           | \$70,192 | \$62,581        | \$69,667 | \$75,667        |
| Engineering Technologies  | 63            | \$57,498 | \$44,201        | \$60,000 | \$65,000        |
| Foreign Languages, Literatures, and Linguistics                                   | 42            | \$38,883 | \$37,820        | \$38,500 | \$40,000        |
| Family and Consumer Sciences/Human Sciences                                       | 15            | \$37,747 | \$35,115        | \$35,360 | \$37,960        |
| Legal Studies   | 71            | \$48,348 | \$47,851        | \$47,851 | \$47,851        |
| English Language and Literature/Letters   | 63            | \$38,582 | \$29,860        | \$40,250 | \$48,053        |
| Liberal Arts and Sciences, General Studies, and Humanities                        | 81            | \$40,873 | \$34,120        | \$37,223 | \$44,799        |
| Biological and Biomedical Sciences  | 171           | \$37,155 | \$31,200        | \$39,392 | \$43,428        |
| Mathematics and Statistics  | 64            | \$54,539 | \$41,908        | \$53,123 | \$64,333        |
| Multi/Interdisciplinary Studies   | 264           | \$62,223 | \$58,500        | \$65,809 | \$70,967        |
| Parks, Recreation, Leisure, and Fitness Studies                                   | 86            | \$37,417 | \$32,656        | \$38,541 | \$42,650        |
| Philosophy and Religious Studies  | 18            | \$46,828 | \$36,000        | \$46,190 | \$57,890        |
| Theology and Religious Vocations  | 6             | \$48,833 | \$48,000        | \$56,500 | \$56,500        |
| Physical Sciences   | 43            | \$48,985 | \$40,666        | \$48,000 | \$58,000        |
| Psychology  | 375           | \$38,283 | \$37,080        | \$37,080 | \$38,250        |
| Homeland Security, Law Enforcement, Firefighting, and Related Protective Services | 465           | \$51,617 | \$47,920        | \$47,920 | \$50,000        |
| Public Administration and Social Service Professions                              | 219           | \$39,854 | \$37,537        | \$37,537 | \$39,798        |
| Social Sciences   | 205           | \$44,111 | \$35,417        | \$42,000 | \$54,000        |
| Transportation and Materials Moving   | 10            | \$37,922 | \$30,884        | \$30,884 | \$49,960        |
| Visual and Performing Arts  | 228           | \$39,926 | \$33,500        | \$39,866 | \$44,773        |
| Health Professions and Related Programs   | 2,095         | \$56,151 | \$42,640        | \$49,780 | \$65,000        |
| Business, Management, Marketing, and Related Support Services                     | 2,073         | \$53,832 | \$47,305        | \$57,121 | \$58,000        |
| History   | 44            | \$35,268 | \$33,280        | \$33,280 | \$37,000        |

# STARTING SALARY BY CARNEGIE CLASSIFICATION AND MAJOR/BACHELOR'S DEGREES

## MASTER'S COLLEGES AND UNIVERSITIES: LARGER PROGRAMS

| BROAD CATEGORY  | # OF SALARIES | MEAN     | 25TH PERCENTILE | MEDIAN   | 75TH PERCENTILE |
|---|---------------|----------|-----------------|----------|-----------------|
| Agriculture   | 133           | \$47,491 | \$45,000        | \$48,614 | \$51,888        |
| Natural Resources   | 98            | \$46,570 | \$38,688        | \$47,715 | \$54,211        |
| Architecture and Related Services   | 50            | \$65,168 | \$66,262        | \$66,262 | \$66,262        |
| Area, Ethnic, Cultural, Gender, and Group Studies                                 | 15            | \$42,098 | \$35,360        | \$35,360 | \$40,000        |
| Communication, Journalism, and Related Programs                                   | 254           | \$45,302 | \$40,000        | \$47,091 | \$49,692        |
| Communications Technologies   | 34            | \$51,149 | \$42,014        | \$56,493 | \$62,031        |
| Computer and Information Sciences and Support Services                            | 434           | \$71,589 | \$60,000        | \$66,337 | \$75,000        |
| Education   | 500           | \$42,280 | \$36,380        | \$40,530 | \$46,500        |
| Engineering   | 750           | \$72,741 | \$65,307        | \$69,889 | \$77,450        |
| Engineering Technologies  | 137           | \$63,976 | \$61,997        | \$63,103 | \$67,885        |
| Foreign Languages, Literatures, and Linguistics                                   | 25            | \$41,426 | \$33,760        | \$41,600 | \$45,000        |
| Family and Consumer Sciences/Human Sciences                                       | 97            | \$41,176 | \$36,867        | \$40,175 | \$46,616        |
| Legal Studies   | 13            | \$47,519 | \$37,250        | \$46,750 | \$57,500        |
| English Language and Literature/Letters   | 77            | \$40,208 | \$31,980        | \$37,500 | \$47,880        |
| Liberal Arts and Sciences, General Studies, and Humanities                        | 110           | \$47,228 | \$37,700        | \$41,156 | \$54,040        |
| Biological and Biomedical Sciences  | 193           | \$42,690 | \$32,000        | \$42,350 | \$52,520        |
| Mathematics and Statistics  | 82            | \$65,099 | \$60,000        | \$62,588 | \$70,000        |
| Military Technologies   | 9             | \$72,056 | \$72,056        | \$72,056 | \$72,056        |
| Multi/Interdisciplinary Studies   | 210           | \$55,843 | \$41,850        | \$54,379 | \$71,858        |
| Parks, Recreation, Leisure, and Fitness Studies                                   | 99            | \$42,570 | \$36,680        | \$40,080 | \$46,071        |
| Philosophy and Religious Studies  | 15            | \$46,898 | \$39,427        | \$45,000 | \$45,760        |
| Theology and Religious Vocations  | 16            | \$37,915 | \$30,713        | \$32,517 | \$45,000        |
| Physical Sciences   | 58            | \$55,156 | \$37,440        | \$51,500 | \$65,750        |
| Psychology  | 405           | \$39,974 | \$35,000        | \$38,375 | \$44,148        |
| Homeland Security, Law Enforcement, Firefighting, and Related Protective Services | 278           | \$49,913 | \$40,000        | \$47,584 | \$56,000        |
| Public Administration and Social Service Professions                              | 122           | \$41,196 | \$33,161        | \$37,135 | \$40,667        |
| Social Sciences   | 345           | \$48,634 | \$38,500        | \$49,000 | \$55,502        |
| Mechanic and Repair Technologies  | 18            | \$80,801 | \$80,801        | \$80,801 | \$80,801        |
| Transportation and Materials Moving   | 236           | \$65,648 | \$55,397        | \$75,000 | \$75,000        |
| Visual and Performing Arts  | 229           | \$43,394 | \$33,520        | \$43,440 | \$47,500        |
| Health Professions and Related Programs   | 780           | \$62,391 | \$52,608        | \$61,207 | \$77,169        |
| Business, Management, Marketing, and Related Support Services                     | 2,296         | \$55,809 | \$45,632        | \$56,333 | \$64,155        |
| History   | 46            | \$47,800 | \$41,059        | \$50,167 | \$52,500        |

## STARTING SALARY BY CARNEGIE CLASSIFICATION AND MAJOR/BACHELOR'S DEGREES

### MASTER'S COLLEGES AND UNIVERSITIES: MEDIUM PROGRAMS

| BROAD CATEGORY  | # OF SALARIES | MEAN     | 25TH PERCENTILE | MEDIAN   | 75TH PERCENTILE |
|---|---------------|----------|-----------------|----------|-----------------|
| Agriculture   | 153           | \$42,888 | \$39,111        | \$40,000 | \$50,016        |
| Natural Resources   | 34            | \$41,654 | \$35,115        | \$39,000 | \$45,250        |
| Communication, Journalism, and Related Programs                                   | 78            | \$43,411 | \$40,280        | \$41,400 | \$46,067        |
| Computer and Information Sciences and Support Services                            | 111           | \$73,621 | \$68,406        | \$75,000 | \$80,000        |
| Education   | 208           | \$40,935 | \$38,465        | \$41,659 | \$43,970        |
| Engineering   | 457           | \$70,180 | \$68,864        | \$69,546 | \$73,925        |
| Foreign Languages, Literatures, and Linguistics                                   | 10            | \$46,337 | \$35,000        | \$41,665 | \$45,000        |
| Family and Consumer Sciences/Human Sciences                                       | 14            | \$42,085 | \$37,593        | \$44,572 | \$46,344        |
| English Language and Literature/Letters   | 22            | \$40,750 | \$37,201        | \$42,667 | \$43,363        |
| Liberal Arts and Sciences, General Studies, and Humanities                        | 24            | \$51,475 | \$46,864        | \$46,864 | \$52,000        |
| Biological and Biomedical Sciences  | 103           | \$42,542 | \$38,301        | \$45,924 | \$46,420        |
| Mathematics and Statistics  | 55            | \$58,591 | \$51,125        | \$60,785 | \$68,141        |
| Multi/Interdisciplinary Studies   | 82            | \$42,270 | \$37,440        | \$37,440 | \$40,933        |
| Parks, Recreation, Leisure, and Fitness Studies                                   | 27            | \$35,874 | \$29,640        | \$35,360 | \$35,605        |
| Philosophy and Religious Studies  | 6             | \$46,533 | \$32,000        | \$50,000 | \$52,000        |
| Theology and Religious Vocations  | 7             | \$43,686 | \$36,450        | \$36,450 | \$55,000        |
| Physical Sciences   | 38            | \$50,776 | \$45,000        | \$51,636 | \$60,213        |
| Psychology  | 90            | \$38,503 | \$36,053        | \$37,979 | \$41,600        |
| Homeland Security, Law Enforcement, Firefighting, and Related Protective Services | 42            | \$41,662 | \$36,057        | \$39,972 | \$42,592        |
| Public Administration and Social Service Professions                              | 41            | \$35,057 | \$32,000        | \$32,382 | \$38,200        |
| Social Sciences   | 136           | \$45,105 | \$37,983        | \$46,394 | \$50,000        |
| Visual and Performing Arts  | 51            | \$37,029 | \$29,484        | \$34,960 | \$44,045        |
| Health Professions and Related Programs   | 348           | \$64,413 | \$59,474        | \$67,291 | \$73,780        |
| Business, Management, Marketing, and Related Support Services                     | 639           | \$52,680 | \$49,863        | \$53,543 | \$56,193        |
| History   | 17            | \$43,191 | \$41,600        | \$42,000 | \$53,000        |

## STARTING SALARY BY CARNEGIE CLASSIFICATION AND MAJOR/BACHELOR'S DEGREES

### MASTER'S COLLEGES AND UNIVERSITIES: SMALL PROGRAMS

| BROAD CATEGORY  | # OF SALARIES | MEAN     | 25TH PERCENTILE | MEDIAN   | 75TH PERCENTILE |
|---|---------------|----------|-----------------|----------|-----------------|
| Natural Resources   | 12            | \$49,750 | \$54,889        | \$54,889 | \$54,889        |
| Communication, Journalism, and Related Programs                                   | 37            | \$44,494 | \$36,573        | \$39,474 | \$47,010        |
| Computer and Information Sciences and Support Services                            | 28            | \$59,372 | \$49,782        | \$55,000 | \$67,250        |
| Education   | 133           | \$39,813 | \$35,977        | \$39,000 | \$43,034        |
| Engineering   | 133           | \$79,865 | \$72,800        | \$76,693 | \$85,018        |
| Engineering Technologies  | 5             | \$53,678 | \$58,098        | \$58,098 | \$58,098        |
| Foreign Languages, Literatures, and Linguistics                                   | 8             | \$43,119 | \$38,906        | \$42,340 | \$44,980        |
| Family and Consumer Sciences/Human Sciences                                       | 10            | \$34,408 | \$32,500        | \$37,870 | \$39,667        |
| English Language and Literature/Letters   | 19            | \$44,215 | \$37,990        | \$42,120 | \$54,555        |
| Liberal Arts and Sciences, General Studies, and Humanities                        | 22            | \$50,061 | \$32,068        | \$49,146 | \$66,000        |
| Biological and Biomedical Sciences  | 44            | \$39,288 | \$31,500        | \$37,960 | \$38,355        |
| Mathematics and Statistics  | 22            | \$59,577 | \$44,720        | \$71,581 | \$71,581        |
| Multi/Interdisciplinary Studies   | 6             | \$63,073 | \$46,000        | \$62,500 | \$65,000        |
| Parks, Recreation, Leisure, and Fitness Studies                                   | 18            | \$34,691 | \$32,500        | \$34,094 | \$37,384        |
| Theology and Religious Vocations  | 5             | \$28,800 | \$24,000        | \$32,000 | \$32,000        |
| Physical Sciences   | 6             | \$52,253 | \$42,000        | \$44,960 | \$61,000        |
| Psychology  | 59            | \$40,493 | \$37,522        | \$38,321 | \$44,314        |
| Homeland Security, Law Enforcement, Firefighting, and Related Protective Services | 37            | \$48,849 | \$40,560        | \$42,500 | \$66,210        |
| Public Administration and Social Service Professions                              | 22            | \$39,654 | \$36,020        | \$37,250 | \$42,750        |
| Social Sciences   | 36            | \$48,650 | \$38,479        | \$44,954 | \$51,750        |
| Transportation and Materials Moving   | 22            | \$72,500 | \$72,500        | \$72,500 | \$72,500        |
| Visual and Performing Arts  | 23            | \$36,622 | \$31,000        | \$34,970 | \$42,000        |
| Health Professions and Related Programs   | 188           | \$61,829 | \$58,708        | \$62,206 | \$65,401        |
| Business, Management, Marketing, and Related Support Services                     | 251           | \$52,551 | \$50,076        | \$53,088 | \$56,368        |
| History   | 11            | \$45,231 | \$34,000        | \$41,000 | \$58,150        |

# STARTING SALARY BY CARNEGIE CLASSIFICATION AND MAJOR/BACHELOR'S DEGREES

## BACCALAUREATE COLLEGES: ARTS & SCIENCES FOCUS

| BROAD CATEGORY  | # OF SALARIES | MEAN     | 25TH PERCENTILE | MEDIAN   | 75TH PERCENTILE |
|---|---------------|----------|-----------------|----------|-----------------|
| Natural Resources   | 107           | \$41,685 | \$35,516        | \$37,308 | \$49,964        |
| Area, Ethnic, Cultural, Gender, and Group Studies                                 | 60            | \$51,427 | \$36,774        | \$52,000 | \$59,200        |
| Communication, Journalism, and Related Programs                                   | 241           | \$46,390 | \$41,484        | \$45,000 | \$53,333        |
| Computer and Information Sciences and Support Services                            | 194           | \$83,615 | \$70,000        | \$83,714 | \$97,017        |
| Education   | 165           | \$42,694 | \$40,251        | \$43,376 | \$46,000        |
| Engineering   | 121           | \$71,155 | \$68,697        | \$69,250 | \$71,160        |
| Foreign Languages, Literatures, and Linguistics                                   | 95            | \$45,150 | \$38,372        | \$47,160 | \$52,667        |
| Family and Consumer Sciences/Human Sciences                                       | 6             | \$40,660 | \$40,653        | \$40,653 | \$44,000        |
| English Language and Literature/Letters   | 131           | \$47,902 | \$42,500        | \$48,000 | \$53,500        |
| Liberal Arts and Sciences, General Studies, and Humanities                        | 13            | \$42,110 | \$42,900        | \$42,900 | \$42,900        |
| Biological and Biomedical Sciences  | 370           | \$40,780 | \$36,650        | \$39,996 | \$44,188        |
| Mathematics and Statistics  | 121           | \$65,691 | \$50,000        | \$70,000 | \$76,667        |
| Multi/Interdisciplinary Studies   | 126           | \$59,613 | \$46,155        | \$55,900 | \$75,532        |
| Parks, Recreation, Leisure, and Fitness Studies                                   | 68            | \$39,229 | \$34,274        | \$37,511 | \$38,373        |
| Philosophy and Religious Studies  | 81            | \$45,725 | \$34,500        | \$41,600 | \$51,250        |
| Theology and Religious Vocations  | 27            | \$33,081 | \$28,072        | \$35,000 | \$38,077        |
| Physical Sciences   | 115           | \$52,155 | \$41,600        | \$52,000 | \$65,000        |
| Psychology  | 310           | \$44,422 | \$36,375        | \$44,500 | \$48,230        |
| Homeland Security, Law Enforcement, Firefighting, and Related Protective Services | 11            | \$42,882 | \$38,039        | \$41,396 | \$50,200        |
| Public Administration and Social Service Professions                              | 12            | \$47,089 | \$37,638        | \$48,745 | \$55,850        |
| Social Sciences   | 813           | \$60,059 | \$45,860        | \$60,403 | \$72,686        |
| Visual and Performing Arts  | 178           | \$45,026 | \$34,774        | \$41,084 | \$51,667        |
| Health Professions and Related Programs   | 120           | \$55,531 | \$51,162        | \$61,291 | \$63,850        |
| Business, Management, Marketing, and Related Support Services                     | 826           | \$58,147 | \$48,575        | \$57,194 | \$64,778        |
| History   | 99            | \$46,362 | \$36,680        | \$45,500 | \$57,228        |

# STARTING SALARY BY CARNEGIE CLASSIFICATION AND MAJOR/BACHELOR'S DEGREES

## BACCALAUREATE COLLEGES: DIVERSE FIELDS

| BROAD CATEGORY  | # OF SALARIES | MEAN     | 25TH PERCENTILE | MEDIAN   | 75TH PERCENTILE |
|---|---------------|----------|-----------------|----------|-----------------|
| Natural Resources   | 5             | \$34,727 | \$26,395        | \$41,080 | \$41,080        |
| Computer and Information Sciences and Support Services                            | 10            | \$54,648 | \$50,000        | \$62,500 | \$63,750        |
| Education   | 112           | \$39,149 | \$37,402        | \$37,986 | \$40,096        |
| Engineering   | 164           | \$71,014 | \$66,713        | \$72,834 | \$74,459        |
| Engineering Technologies  | 6             | \$52,667 | \$52,667        | \$52,667 | \$52,667        |
| English Language and Literature/Letters   | 11            | \$34,267 | \$26,970        | \$34,733 | \$44,280        |
| Liberal Arts and Sciences, General Studies, and Humanities                        | 11            | \$78,055 | \$50,000        | \$96,714 | \$96,714        |
| Biological and Biomedical Sciences  | 35            | \$36,639 | \$32,500        | \$35,787 | \$43,500        |
| Mathematics and Statistics  | 12            | \$51,500 | \$48,000        | \$51,200 | \$52,100        |
| Parks, Recreation, Leisure, and Fitness Studies                                   | 12            | \$37,520 | \$32,935        | \$36,750 | \$38,500        |
| Physical Sciences   | 31            | \$62,548 | \$63,800        | \$64,000 | \$64,000        |
| Psychology  | 30            | \$40,648 | \$34,164        | \$40,827 | \$45,560        |
| Homeland Security, Law Enforcement, Firefighting, and Related Protective Services | 34            | \$62,391 | \$52,750        | \$68,488 | \$78,475        |
| Social Sciences   | 28            | \$54,692 | \$48,500        | \$58,136 | \$58,136        |
| Transportation and Materials Moving   | 13            | \$46,769 | \$46,500        | \$46,500 | \$47,833        |
| Visual and Performing Arts  | 19            | \$45,330 | \$31,250        | \$47,424 | \$51,250        |
| Health Professions and Related Programs   | 120           | \$63,368 | \$60,375        | \$64,956 | \$70,158        |
| Business, Management, Marketing, and Related Support Services                     | 147           | \$53,233 | \$49,867        | \$55,000 | \$60,000        |
| History   | 7             | \$35,937 | \$25,000        | \$39,000 | \$41,200        |



# APPENDIX

## RESPONDENTS BY REGION

| REGION         | STATES INCLUDED                                | # OF RESPONDENTS | % OF RESPONDENTS |
|----------------|--|------------------|------------------|
| New England    | CT, ME, MA, NH, RI, VT                         | 25               | 9.5%             |
| Mideast        | DE, DC, MD, NJ, NY, PA                         | 51               | 19.3%            |
| Great Lakes    | IL, IN, MI, OH, WI                             | 60               | 22.7%            |
| Plains         | IA, KS, MN, MO, NE, ND, SD                     | 22               | 8.3%             |
| Southeast      | AL, AR, FL, GA, KY, LA, MS, NC, SC, TN, VA, WV | 50               | 18.9%            |
| Southwest      | AZ, NM, OK, TX                                 | 22               | 8.3%             |
| Rocky Mountain | CO, ID, MT, UT, WY                             | 8                | 3.0%             |
| Far West       | AK, CA, HI, NV, OR, WA                         | 26               | 9.8%             |
| <b>TOTAL</b>   |  | <b>264</b>       | <b>100.0%</b>    |

## RESPONDENTS BY CARNEGIE CLASSIFICATION

| CARNEGIE CLASSIFICATION  | # OF RESPONDENTS | % OF RESPONDENTS |
|--|------------------|------------------|
| Associate's Colleges: High Career & Technical-Mixed Traditional/Nontraditional           | 1                | 0.4%             |
| Associate's Colleges: Mixed Transfer/Career & Technical-Mixed Traditional/Nontraditional | 1                | 0.4%             |
| Doctoral Universities: Very High Research Activity                                       | 63               | 23.9%            |
| Doctoral Universities: High Research Activity  | 38               | 14.4%            |
| Doctoral/Professional Universities   | 29               | 11.0%            |
| Master's Colleges & Universities: Larger Programs  | 41               | 15.5%            |
| Master's Colleges & Universities: Medium Programs  | 19               | 7.2%             |
| Master's Colleges & Universities: Small Programs   | 14               | 5.3%             |
| Baccalaureate Colleges: Arts & Sciences Focus  | 39               | 14.8%            |
| Baccalaureate Colleges: Diverse Fields   | 15               | 5.7%             |
| Baccalaureate/Associate's Colleges: Mixed Baccalaureate/Associate's                      | 1                | 0.4%             |
| Special Focus Four-Year: Arts, Music & Design Schools                                    | 1                | 0.4%             |
| Special Focus Four-Year: Engineering and Other Technology-Related Schools                | 2                | 0.8%             |
| <b>TOTAL</b>   | <b>264</b>       | <b>100.0%</b>    |

## PARTICIPATING ORGANIZATIONS

Below is a list of the institutions that supplied salary data used in the NACE Summer 2023 *Salary Survey* report. This list includes the 264 schools that provided salary data by specific program or major through the NACE First-Destination Survey.

Albion College  
Alfred University  
American University – Kogod School of Business  
Anderson University  
Aquinas College  
Arizona State University  
Assumption University  
Auburn University  
Augustana College  
Aurora University  
Azusa Pacific University  
Ball State University  
Baylor University  
Belmont University  
Binghamton University  
Bob Jones University  
Boston University  
Bridgewater College  
Butler University  
California Polytechnic State University – San Luis Obispo  
California State University, Fullerton  
Calvin University  
Carnegie Mellon University  
Cedar Crest College  
Champlain College  
Chapman University  
Claremont McKenna College  
Cleveland State University  
Coe College  
College of Our Lady of the Elms  
College of the Holy Cross  
Colorado School of Mines  
Colorado State University – Fort Collins  
Concordia College  
Creighton University  
CUNY Bernard M Baruch College  
CUNY Queens College  
Curry College  
Davenport University  
Davidson College  
Denison University  
DeSales University  
Dominican University New York  
Dordt University  
Eastern Illinois University  
Eastern Washington University  
Elmira College  
Embry-Riddle Aeronautical University – Daytona Beach  
Embry-Riddle Aeronautical University – Prescott  
Embry-Riddle Aeronautical University – Worldwide  
Endicott College  
Florida State University  
Fontbonne University  
George Mason University  
George Washington University  
Georgetown University  
Gonzaga University  
Grand View University  
Hanover College  
Hartwick College  
Hastings College  
Hofstra University  
Illinois State University  
Illinois Wesleyan University  
Indiana State University  
Indiana University – Bloomington  
Indiana University – East  
Indiana University – Kokomo  
Indiana University – Northwest  
Indiana University – South Bend  
Indiana University – Southeast  
Indiana University-Purdue University – Indianapolis  
Iona University  
Ithaca College  
Jacksonville State University  
Kalamazoo College  
Kansas State University  
Kennesaw State University  
Kent State University  
Kutztown University of Pennsylvania  
Lafayette College  
Lake Forest College  
Lakeland University  
Le Moyne College  
Lehigh Carbon Community College  
Loyola University Chicago  
Loyola University New Orleans  
Luther College

Marietta College  
 Marquette University  
 Marshall University  
 Maryville College  
 Massachusetts Institute of Technology  
 Massachusetts Maritime Academy  
 Mercer University  
 Miami University – Oxford  
 Midland University  
 Milwaukee School of Engineering  
 Mississippi State University  
 Missouri State University  
 Montana Technological University  
 Montclair State University  
 Morgan State University  
 Mount Holyoke College  
 Mount St. Mary's University  
 Muhlenberg College  
 Nazareth College  
 New Jersey Institute of Technology  
 New York University  
 North Dakota State University  
 Northeastern University  
 Northern Illinois University  
 Northwestern College  
 Oakland University  
 Oglethorpe University  
 Ohio Dominican University  
 Ohio Northern University  
 Oklahoma State University  
 Olivet Nazarene University  
 Ouachita Baptist University  
 Pace University  
 Pacific Lutheran University  
 Palm Beach Atlantic University  
 Pennsylvania College of Technology  
 Pennsylvania Western University  
 Princeton University  
 Principia College  
 Purdue University  
 Purdue University Global  
 Radford University  
 Ramapo College of New Jersey  
 Rensselaer Polytechnic Institute  
 Rice University  
 Roanoke College  
 Robert Morris University  
 Rochester Institute of Technology  
 Rochester University  
 Rollins College  
 Rose-Hulman Institute of Technology  
 Russell Sage College  
 Rutgers University – Camden  
 Saint Joseph's University  
 Saint Norbert College  
 San Jose State University  
 SANS Technology Institute  
 School of the Art Institute of Chicago  
 Schreiner University  
 Seattle Pacific University  
 Seattle University  
 Simmons University  
 Smith College  
 South Dakota School of Mines and Technology  
 Southern Illinois University – Carbondale  
 Southern Methodist University  
 Southern Methodist University – Cox School of Business  
 Spelman College  
 Springfield College  
 St. Catherine University  
 St. John Fisher University  
 St. Lawrence University  
 St. Mary's College of Maryland  
 Stark State College  
 Stetson University  
 Stockton University  
 Stonehill College  
 SUNY College at Geneseo  
 Susquehanna University  
 Syracuse University  
 Tennessee State University  
 Texas A&M University – Kingsville  
 Texas Wesleyan University  
 The Ohio State University  
 The University of Alabama  
 The University of Alabama at Birmingham  
 The University of Tennessee – Martin  
 The University of Texas at San Antonio  
 The University of Texas at Tyler  
 The University of Texas Permian Basin  
 Trinity Christian College  
 Trinity University  
 Troy University  
 University of Arizona  
 University of Arkansas  
 University of California – Berkeley

University of California – Riverside  
University of California – Santa Barbara  
University of California – Santa Cruz  
University of Dallas  
University of Dayton  
University of Denver  
University of Detroit Mercy  
University of Houston – C.T. Bauer College of Business  
University of Idaho  
University of Illinois Springfield  
University of Illinois Urbana-Champaign  
University of Iowa  
University of Kentucky  
University of La Verne  
University of Lynchburg  
University of Maine  
University of Maine at Augusta  
University of Maine at Farmington  
University of Maine at Fort Kent  
University of Maine at Presque Isle  
University of Massachusetts – Dartmouth  
University of Massachusetts Dartmouth  
University of Miami  
University of Missouri – Columbia  
University of Missouri – St. Louis  
University of Nebraska – Lincoln  
University of Nevada – Las Vegas  
University of Nevada – Reno  
University of North Carolina at Asheville  
University of North Carolina at Chapel Hill  
University of North Carolina at Greensboro  
University of North Georgia  
University of Oklahoma  
University of Oregon  
University of Pennsylvania  
University of Portland  
University of Richmond  
University of Rochester  
University of Saint Francis – Fort Wayne  
University of San Diego  
University of South Carolina – Columbia  
University of Southern California  
University of Southern Maine  
University of Tennessee – Knoxville  
University of Texas at Austin  
University of the Ozarks  
University of Tulsa  
University of Virginia

University of Washington – Seattle  
University of Washington – Tacoma  
University of West Alabama  
University of West Georgia  
University of Wisconsin – Eau Claire  
University of Wisconsin – Oshkosh  
University of Wisconsin – Platteville  
University of Wisconsin – River Falls  
University of Wisconsin – Stout  
University of Wyoming  
Upper Iowa University  
Ursinus College  
Utah State University  
Virginia Commonwealth University  
Washburn University  
Washington College  
Washington State University  
Wellesley College  
West Texas A&M University  
West Virginia University  
West Virginia Wesleyan College  
Western Colorado University  
Western Connecticut State University  
Westminster College  
Westmont College  
Widener University  
William & Mary  
William Paterson University of New Jersey  
Wittenberg University  
Worcester Polytechnic Institute  
Wright State University  
Xavier University



**SALARY SURVEY**

1 E Broad St

Ste 130 - 1005

Bethlehem, PA 18018-5934