

nace26

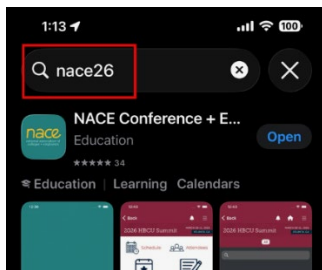
conference + expo

Denver, CO June 9-11 | Virtual June 24-25

Mobile App Set-up Guide

Thank you to our sponsor, [Veris Insights!](#)

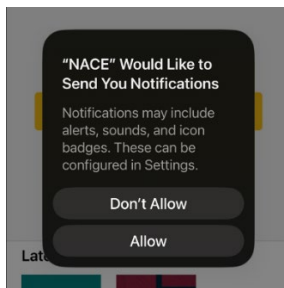
Step 1: Search for **NACE26** in the app store or scan the QR code below, then download the app to your phone.



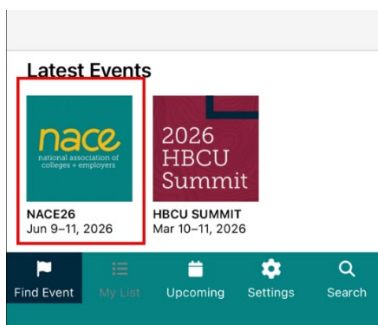
Need help? Ask NACE staff or contact Cadmium at 410.638.9239 from 9 a.m. - 9 p.m. ET.

No smartphone? View the desktop version: nace26.eventscribe.net.

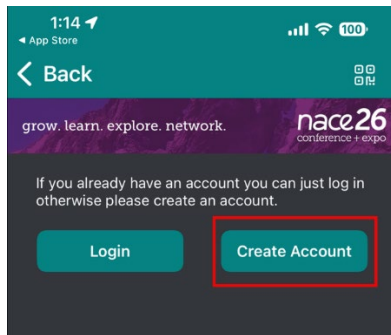
Step 2: Open the app and set your notifications setting. Select **Allow** so you don't miss a thing in Denver.



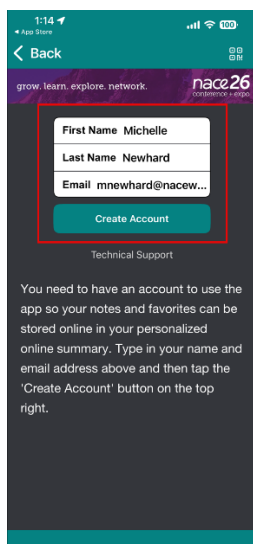
Step 3: Select **NACE26** in the mobile app.



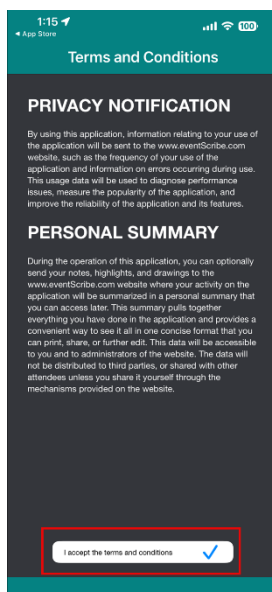
Step 4: Select **Create Account** to begin your account set-up.




Step 5: Enter first name, last name, and the email address you used to register for conference.



Step 6: Accept the terms and conditions.



Step 7: Set personal settings for downloads and scheduling.

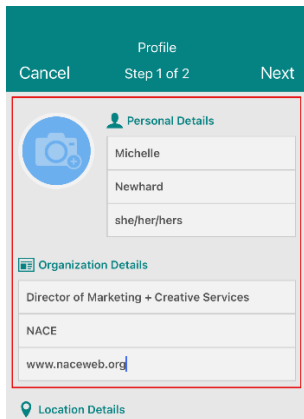


Step 8: You're in!

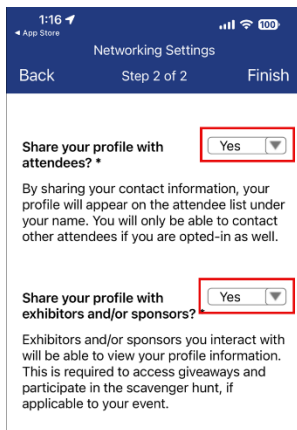


Thank you to our sponsor, [Veris Insights!](#)

Step 9: Complete your attendee profile.



Step 10: Select your networking settings.



Step 11: Explore all things conference, including the integration to the Braindate platform.

