

**EXECUTIVE
SUMMARY**

FOUR-YEAR SCHOOLS

THE 2024 STUDENT SURVEY REPORT

Attitudes, preferences, and
outcomes of bachelor's degree
students at four-year schools

GET THE
FULL REPORT,
INCLUDING THE
**INTERACTIVE
DASHBOARD**



Sponsored by

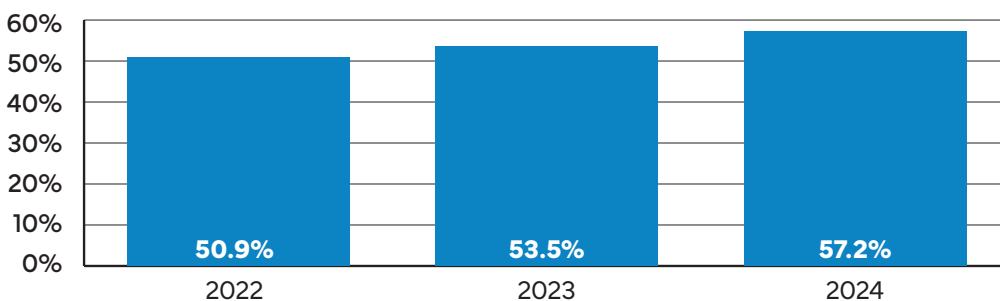


HIGHLIGHTS

HIGHER EDUCATION MAKES A DIFFERENCE: GRADUATES BELIEVE THEIR INSTITUTIONS HAVE PREPARED THEM FOR THE NEXT STEP IN THEIR CAREER.

- In fact, 57% of graduating seniors said their institution prepared them *very or extremely well* to enter the workforce or to pursue additional education—up from 51% of 2022 graduates, which was the first group NACE asked. (See Figure 1.)
- The increase could reflect an increase in institutions' focus on career outcomes. [A 2024 study conducted among faculty by NACE, AAC&U, and SEE found that 80% integrate career readiness and career information into their classes.](#) In addition, NACE's 2023 Career Services Benchmarks study found that nearly three-quarters of colleges have implemented career readiness competencies on their campus.

FIGURE 1:
Institution prepared me very/extremely well for next step in career (graduating seniors)



**Job Search
Academy**
by **indeed**

The **Indeed Job Search Academy** helps your students and alumni pursue *better work*.

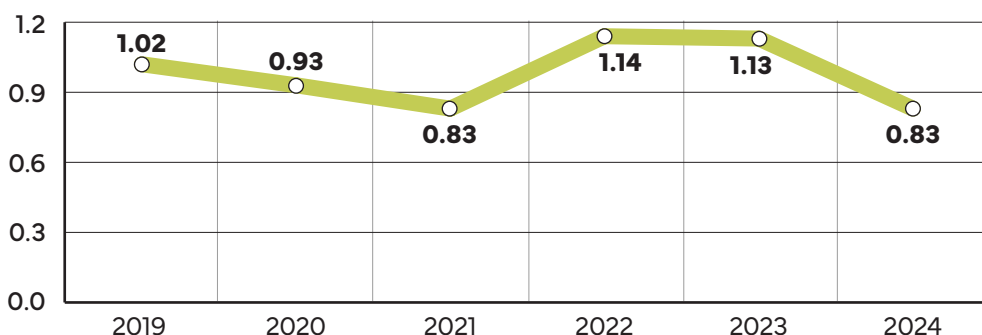
Contact Indeed at:
go.indeed.com/JobSearchAcademyPartnerInfo
to learn more about our free Job Search Academy partnership program for colleges and universities.

HIGHLIGHTS

THE CLASS OF 2024 FACED A TOUGHER JOB MARKET THAN THEIR RECENT PREDECESSORS.

- Class of 2024 graduates saw less demand from employers than their 2022 and 2023 counterparts, who experienced robust post-pandemic hiring. The fall off in demand, projected in NACE's [Job Outlook 2024 Spring Update](#) survey, can be seen in shifts in job applications as well as job offers.
- Overall, Class of 2024 graduates submitted more job offers on average than their recent predecessors but garnered fewer job offers before graduating. (See Figure 2.)

FIGURE 2:
Average number of job offers (graduating seniors)



About the National Association of Colleges and Employers

Established in 1956, the [National Association of Colleges and Employers](#) (NACE) is the only professional association in the United States that connects more than 13,000 college career services professionals, more than 3,800 early career talent acquisition professionals, and more than 400 business solution providers that serve this community. NACE is the premier source of market research on [career readiness](#), the [employment of recent college graduates](#), and the college-to-career transition. NACE forecasts hiring and trends in the job market; tracks salaries, recruiting and hiring practices, and student attitudes and outcomes; and identifies best practices and benchmarks.

HIGHLIGHTS

IN THE JOB SEARCH, PAID INTERNS OUTPERFORMED GRADUATES WHO UNDERTOOK UNPAID INTERNSHIPS OR HAD NO INTERNSHIP.

- As has consistently been the case over the last several years, on average, paid interns had more job offers pregraduation than unpaid and non-interns. They also enjoyed a higher average starting salary.

AVERAGE NUMBER OF JOB OFFERS / STARTING SALARY

N=1,137 / 480

1.01 /
\$68,041

PAID INTERNS

0.66 /
\$53,125

UNPAID INTERNS

0.74 /
\$55,924

NON-INTERNS

NON-INTERNS DID BETTER THAN UNPAID INTERNS?

WHY?

MOST LIKELY, THE DRIVER IS MAJOR: APPROXIMATELY ONE-THIRD OF THOSE WHO SELF-IDENTIFIED AS UNPAID INTERNS WERE PUBLIC SERVICE MAJORS, WHICH IS AMONG THE LOWEST-PAID MAJORS.

ADDITIONAL HIGHLIGHTS

- Students recognize the value of internships: The percent of graduating seniors who participated in an internship is the highest that NACE has recorded in the past six years, with more than two-thirds reporting they engaged in an internship experience during their college career.
- Although internships were the most popular type of experiential education, 2024 graduates reported engaging in a wide range of experiences. Overall, 84.5% of the class took part in some form of experiential learning—a big jump from the 71% who reported this in 2021.
- Graduates seek security in their job and employer: More than three-quarters of 2024 [graduates cited job security as the key attribute of a job and employer](#). Nearly as many identified a “healthy workplace culture” as important.
- Cost of living is the key driver in graduates’ willingness to relocate: More than 84% of graduates identified cost of living as the factor determining their willingness to relocate for a job. This aligns with their quest for security.

APPENDIX

ABOUT THE 2024 STUDENT SURVEY REPORT

Each year, the National Association of Colleges and Employers (NACE) surveys college students across the country about their experiences, behaviors, attitudes, and preferences as they relate to career development, the job search, and employment. Data for the *2024 Student Survey Report* were collected from March 13, 2024, through May 15, 2024.

In all, 20,955 students responded from 253 colleges and universities. Of those, 2,281 were Class of 2024 graduating seniors at the bachelor's degree level.

Please note:

- Most of the data provided in the report reflect responses from graduating seniors, but there are instances in which the data reflect the responses of all undergraduate responses. The relevant respondent pool is noted.
- Percentages are calculated on the number of responses to the specific question.

FIGURE 3:
Demographics of survey sample

GENDER	
Female	63.5%
Male	31.3%
Nonbinary	2.3%
Prefer not to respond	2.9%
RACE/ETHNICITY	
White	56.5%
Hispanic or Latinx	8.9%
Asian	11.5%
Black	9.3%
International Students	3.8%
Multiracial	4.7%
Hawaiian or other Pacific Islanders	0.3%
Native American	0.3%
Prefer not to respond	4.7%
ADDITIONAL DEMOGRAPHICS	
First-generation student	25.5%
Student with disability	14.1%
Student identifies as LGBTQ+	18.4%
Veteran	2.8%
English is not the primary language in the home	19.2%
Student caregiver	10.9%

APPENDIX

FIGURE 4:
Median age of respondents

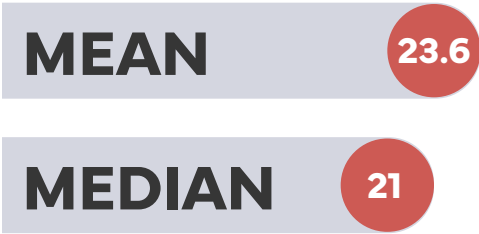


FIGURE 5:
Sample demographics by class

	PERCENT OF RESPONDENTS	NUMBER OF RESPONDENTS
Bachelor’s-1st year	13.8%	2,320
Bachelor’s- 2nd year	15.7%	2,639
Bachelor’s- 3rd year	20.9%	3,521
Bachelor’s- 4th year	21.1%	3,550
Bachelor’s- 5th year or beyond	2.5%	425
Master’s	14.4%	2,423
Doctoral	5.0%	843
Associate’s - 1st Year	3.2%	540
Associate’s - 2nd Year	3.5%	584
Total Respondents	100.0%	16,845



APPENDIX

FIGURE 6:
Majors (by broad category)

STEM	41.7%
Liberal Arts	23.3%
Business	21.0%
Public Service	14.0%
Total respondents	16,623

MAJORS IN BROAD CATEGORIES

BUSINESS

Accounting and Related Services
 Architecture
 Business
 Business Administration, Management and Operations
 Communication & Journalism
 Communications Technology
 Construction Management
 Finance and Financial Management Services
 Human Resources Management and Services
 Management Information Systems and Services
 Marketing

LIBERAL ARTS

Area Studies
 Creative and Performing Arts
 English
 Foreign Languages, Literatures, and Linguistics
 History
 Liberal Arts
 Multidisciplinary Studies
 Philosophy
 Psychology
 Social Sciences
 Work and Family Studies

PUBLIC SERVICE

Education
 Funeral Service and Mortuary Science
 High School Programs
 Interpersonal and Social Skills
 Law and Legal Studies
 Leisure and Recreational Activities
 Library Sciences
 Military Branches and Sciences
 Parks and Recreation
 Protective Services
 (e.g., Criminal Justice, Homeland Security)
 Religion and Theology
 Social Work and Public Administration

STEM

Agriculture
 Biology
 Computer and Information Sciences
 Construction Trades
 Engineering
 Engineering Technology
 Health Services (e.g., Dentistry, Nursing, Veterinary, etc.)
 Health-related Knowledge and Skills
 Math
 Mechanics and Repairers
 Military Applied Sciences
 Natural Resources & Conservation
 Physical Sciences
 Precision Production Trades
 Science Technologies

APPENDIX

PARTICIPATING INSTITUTIONS

Academy for Nursing and Health Occupations	Colgate University
Alexandria Technical & Community College	College of Health Care Professions
Altierus Career College-Norcross	College of Saint Benedict
American International College	College of Saint Mary
Arcadia University	College of Southern Nevada
Arizona State University Campus Immersion	College of the Desert
Arkansas State University	Collin County Community College District
Augusta University	Colorado School of Mines
Bakersfield College	Columbia Basin College
Barton College	Columbia College (Missouri)
Bethel University (Minnesota)	Columbia University in the City of New York
Binghamton University	Concordia University-Wisconsin
Black Hawk College	CUNY Bernard M Baruch College
Bloomsburg University of Pennsylvania	CUNY Brooklyn College
Bradley University	CUNY Kingsborough Community College
Brenau University	CUNY New York City College of Technology
Bucks County Community College	Dakota State University
California Institute of Advanced Management	Dallas Baptist University
California Polytechnic State University-San Luis Obispo	Dallas Theological Seminary
California State University-Los Angeles	Del Mar College
California State University-Northridge	DeSales University
California University of Pennsylvania	DeVry College of New York
Carleton College	Duke University
Cedar Crest College	Eastern Washington University
Cedarville University	Eastern West Virginia Community and Technical College
Central Penn College	Edgewood College
Chippewa Valley Technical College	Edinboro University of Pennsylvania
Cincinnati State Technical and Community College	Elmhurst University
Clarion University of Pennsylvania	Embry-Riddle Aeronautical University-Prescott
Clayton State University	Embry-Riddle Aeronautical University-Worldwide
Clemson University	Florida International University
Colby-Sawyer College	Florida State University

APPENDIX

PARTICIPATING INSTITUTIONS

Folsom Lake College
Fox College
Franklin College
Franklin W Olin College of Engineering
Fulton-Montgomery Community College
Gannon University
Georgetown University
Georgia Institute of Technology-Main Campus
Georgia Military College
Georgia State University
Grove City College
Hackensack Meridian School of Medicine
Harrisburg Area Community College
Harrisburg University of Science and Technology
Illinois Wesleyan University
Indiana State University
Ivy Tech Community College
Johns Hopkins University
Johnson County Community College
Kansas State University
Keene State College
Lafayette College
Lake Forest College
Laurel Ridge Community College
Lee University
Lipscomb University
Lone Star College System
Los Angeles Valley College
Louisiana College
Louisiana State University and Agricultural & Mechanical College
Louisiana State University Health Sciences Center-Shreveport
Louisiana State University-Alexandria
Louisiana State University-Shreveport
Loyola Marymount University
Madonna University
Manhattan School of Computer Technology
Manhattan School of Music
Medical College of Wisconsin
Medical University of South Carolina
Mercer University
Miami Regional University
Miami University-Hamilton
Miami University-Middletown
Miami University-Oxford
Middle Tennessee State University
Middlebury College
Millersville University of Pennsylvania
Milligan University
Milwaukee Area Technical College
Mississippi Gulf Coast Community College
Montgomery County Community College
Morgan Community College
Morgan State University
Mount Aloysius College
Mount Saint Mary College
Nashville State Community College
National University of Health Sciences
New York Institute of Technology
Newberry College
North Central College
Northwestern State University of Louisiana
Notre Dame of Maryland University
Oakland University

APPENDIX

PARTICIPATING INSTITUTIONS

Ocean County College	Santa Clara University
Peninsula College	Seton Hill University
Penn Commercial Business/Technical School	Shepherd University
Pennsylvania Academy of the Fine Arts	Sierra College
Pennsylvania College of Art and Design	Sinclair Community College
Pennsylvania College of Health Sciences	Skagit Valley College
Pennsylvania College of Technology	South Carolina State University
Pennsylvania Highlands Community College	Southside Virginia Community College
Pennsylvania Institute of Technology	Spring Hill College
Pensacola State College	St. Mary's University
Philadelphia College of Osteopathic Medicine	State University of New York at New Paltz
Piedmont Virginia Community College	SUNY College at Geneseo
Pillar College	SUNY College at Potsdam
Pittsburg State University	SUNY College of Environmental Science and Forestry
Polytechnic University of Puerto Rico-Orlando	Temple College
Raritan Valley Community College	Temple University
Reading Hospital School of Health Sciences	Texas A & M University-Kingsville
Red Rocks Community College	Texas A&M University-Central Texas
Rhode Island College	Texas A&M University-San Antonio
Richard Bland College	Thaddeus Stevens College of Technology
Roanoke College	The Pennsylvania State University
Rollins College	The University of Alabama
Rutgers University-Camden	The University of Texas at Arlington
Rutgers University-New Brunswick	The University of Texas at Austin
Rutgers University-Newark	The University of Texas Permian Basin
Sacred Heart University	Thomas Jefferson University
Saint Johns University	Trevecca Nazarene University
Saint Joseph's University	Trident Technical College
Saint Mary's University of Minnesota	Tulsa Community College
Saint Vincent College	Union University
San Diego State University	University at Buffalo
San Jose State University	University of California-Irvine

APPENDIX

PARTICIPATING INSTITUTIONS

University of Central Missouri
University of Dallas
University of Dayton
University of Florida
University of Florida-Online
University of Houston-Clear Lake
University of Idaho
University of Illinois Springfield
University of Kansas
University of La Verne
University of Louisiana at Monroe
University of Louisville
University of Maryland Global Campus
University of Maryland, Baltimore
University of Mississippi
University of Missouri-Columbia
University of Missouri-St Louis
University of Nevada-Las Vegas
University of Nevada-Reno
University of New Hampshire-Main Campus
University of New Haven
University of New Mexico-Main Campus
University of New Mexico-Valencia County Campus
University of North Georgia
University of Northern Colorado
University of Pennsylvania
University of Portland
University of Saint Mary
University of South Carolina Aiken
University of South Carolina-Columbia
University of South Carolina-Lancaster
University of South Florida
University of Southern Mississippi
University of Wisconsin-Eau Claire
University of Wisconsin-Madison
University of Wisconsin-Milwaukee
University of Wisconsin-Oshkosh
University of Wisconsin-Stout
Urshan College
Ursuline College
Valdosta State University
Vanguard University of Southern California
Virginia Peninsula Community College
Virginia Wesleyan University
Voorhees College
Walden University
Washington State Community College
Washington State University
Washington University in St Louis
Wentworth Institute of Technology
West Chester University of Pennsylvania
West Texas A & M University
West Virginia University Institute of Technology
Western Governors University
Western Nevada College
Western New England University
William & Mary
William Penn University
Wilmington College
York County Community College
York Technical College
YTI Career Institute-Altoona